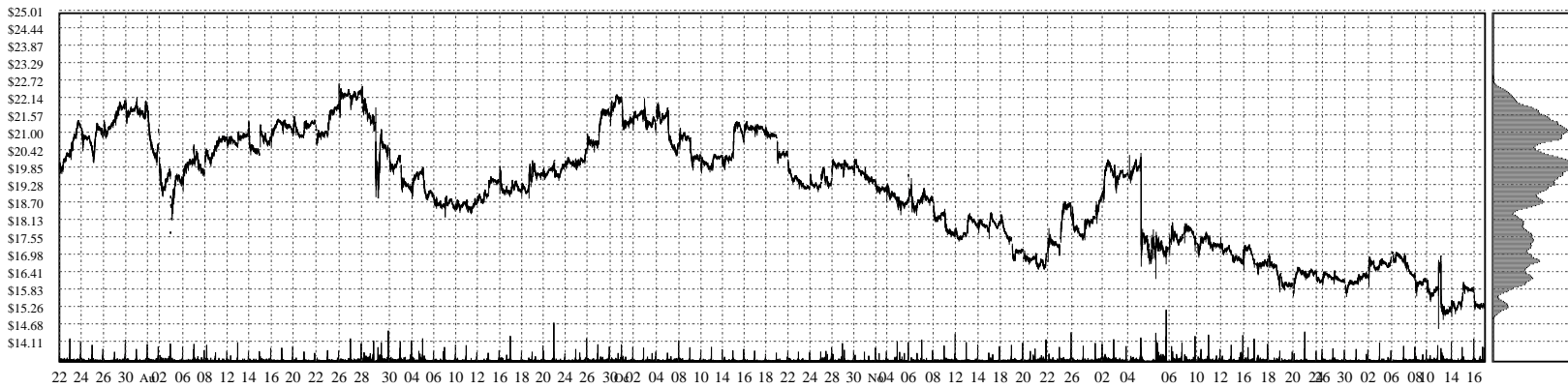
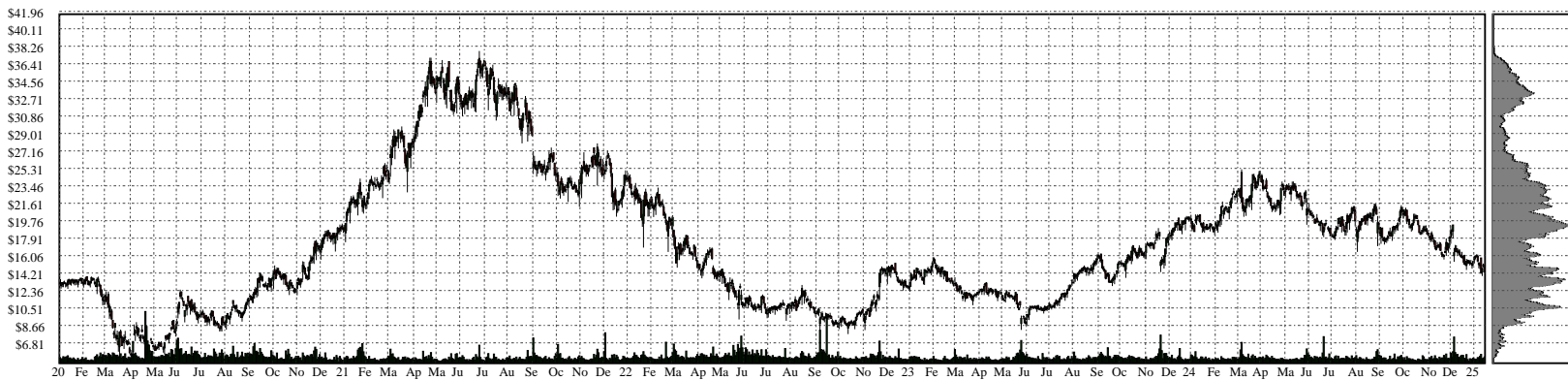
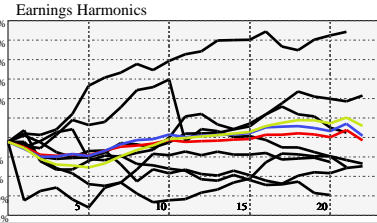


AEO- American Eagle Outfitters

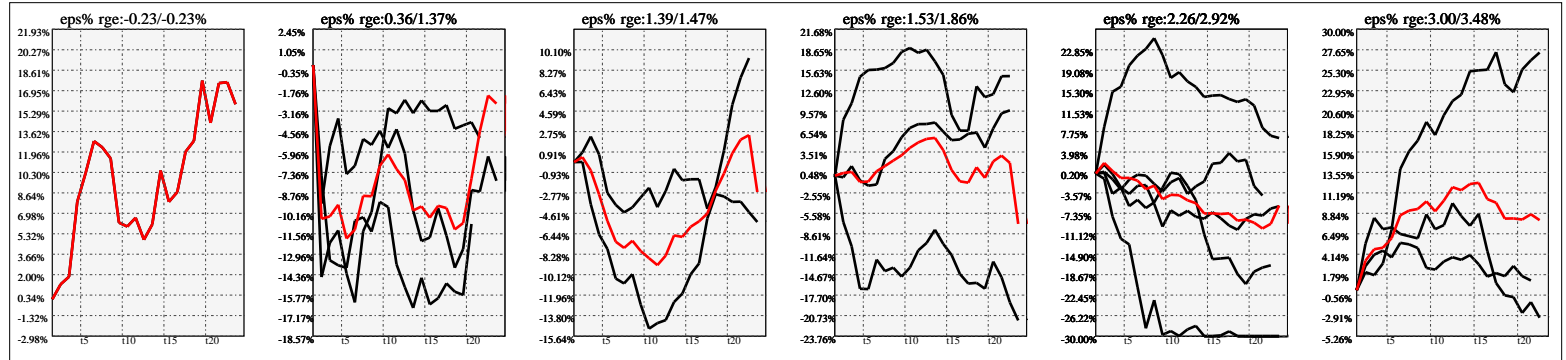


Company Snapshot: AEO

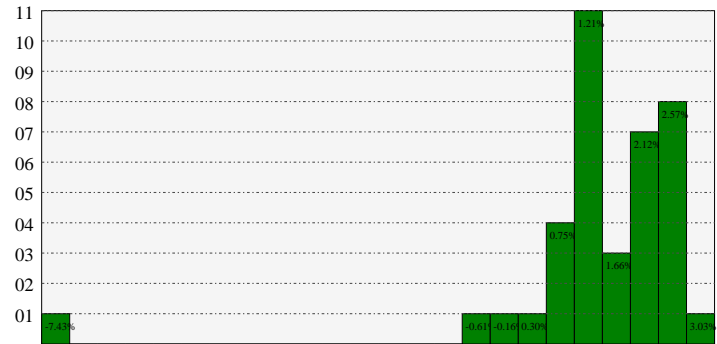
Date	Rev. \$\$	Profit R:	Gross Profit	ebitda	ebitda R:	eps	eps%	Dbt. Exp	Dbt. R:	Net Inc.	Netl R:
2023-01-28	4.990B	0.35	1.745B	486.6M	0.10	0.69	4.4%	79.0M	0.01584	125.1M	0.0251
2022-01-29	5.011B	0.40	1.992B	772.3M	0.15	2.5	10.9%	34.6M	0.00691	419.6M	0.0837
2021-01-30	3.759B	0.31	1.148B	450.7M	0.12	-1.26	-5.5%	24.6M	0.00655	-209.3M	-0.0557
2020-02-01	4.308B	0.35	1.522B	573.4M	0.13	1.13	7.6%			191.3M	0.0444
2019-02-02	4.036B	0.37	1.488B	508.6M	0.13	1.48				261.9M	0.0649
2018-02-03	3.796B	0.36	1.371B	511.4M	0.13	1.15				204.2M	0.0538
2017-01-28	3.610B	0.38	1.367B	530.5M	0.15	1.17				212.4M	0.0589
2016-01-30	3.522B	0.37	1.303B	468.0M	0.13	1.12				218.1M	0.0619



Earnings Quadrature: Size[6]



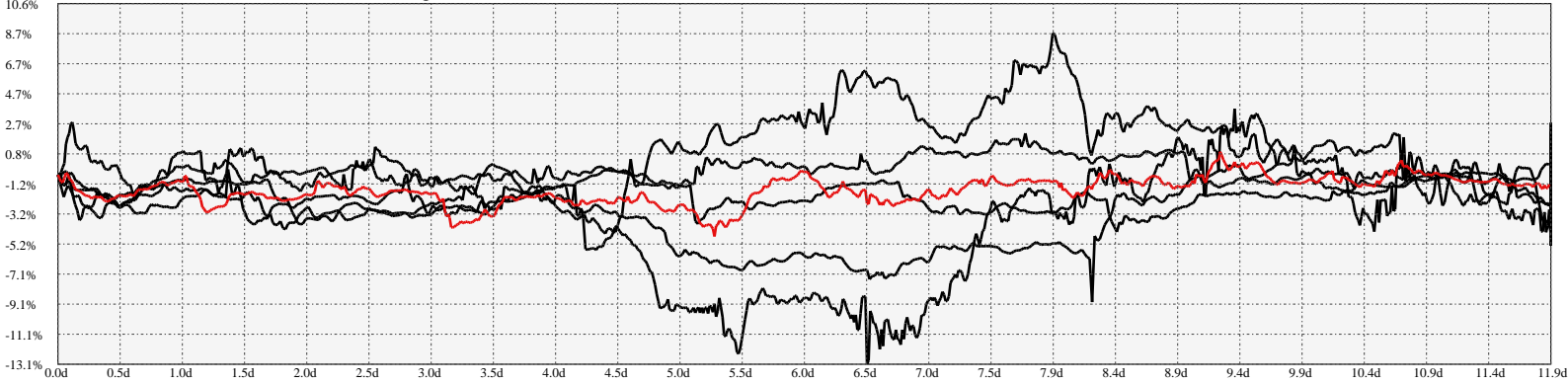
Earnings Frequency Spectrum: -7.43% to 3.03%



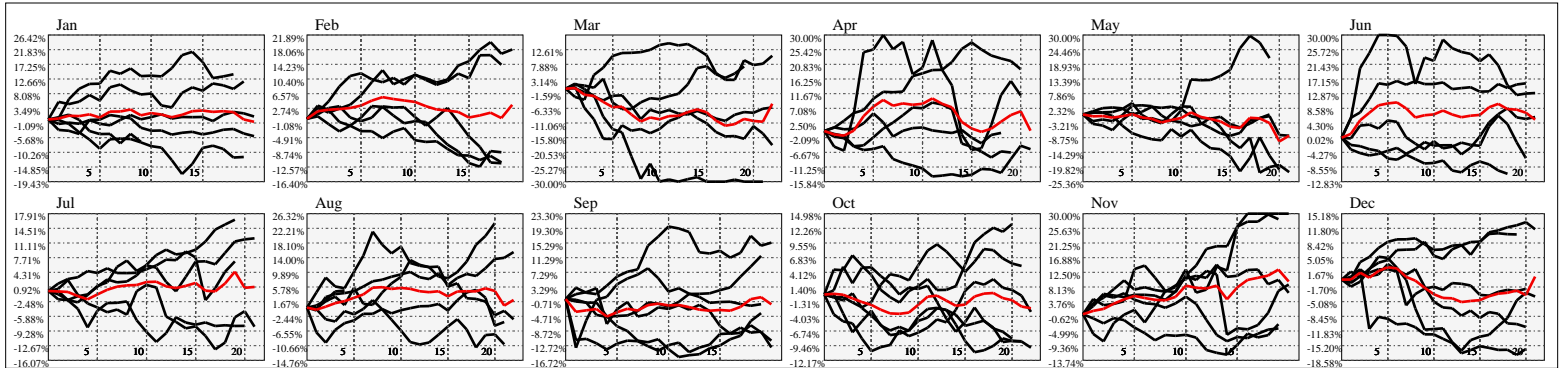
Earnings Calendar As of: 2025-Jan-17

Date	days..	eps \$	Earnings Est.

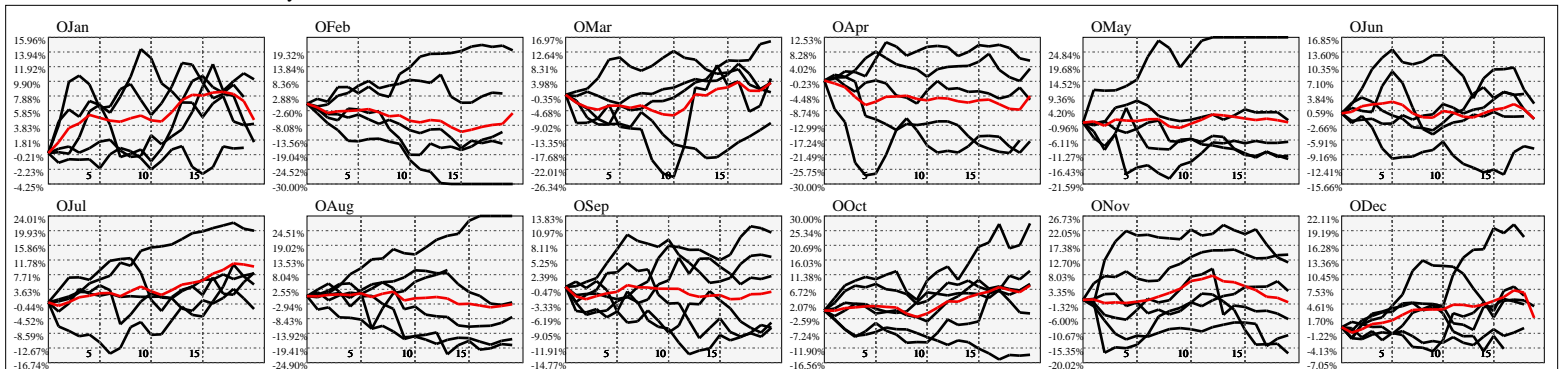
Hi-Resolution Calendrical Harmonics..Range 2020-01-17 to 2020-01-31



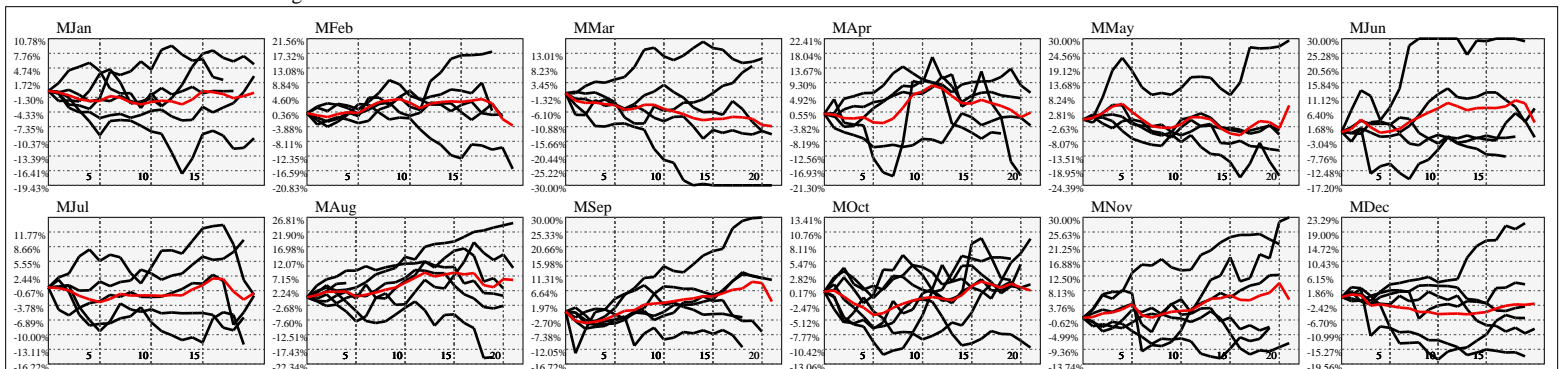
Calendrical Harmonics Standard..



Calendrical Harmonics 3rd Friday..



Calendrical Harmonics Moon Aligned..



Calendrical Harmonics Weekly w/ Day Of Week Alignments..

