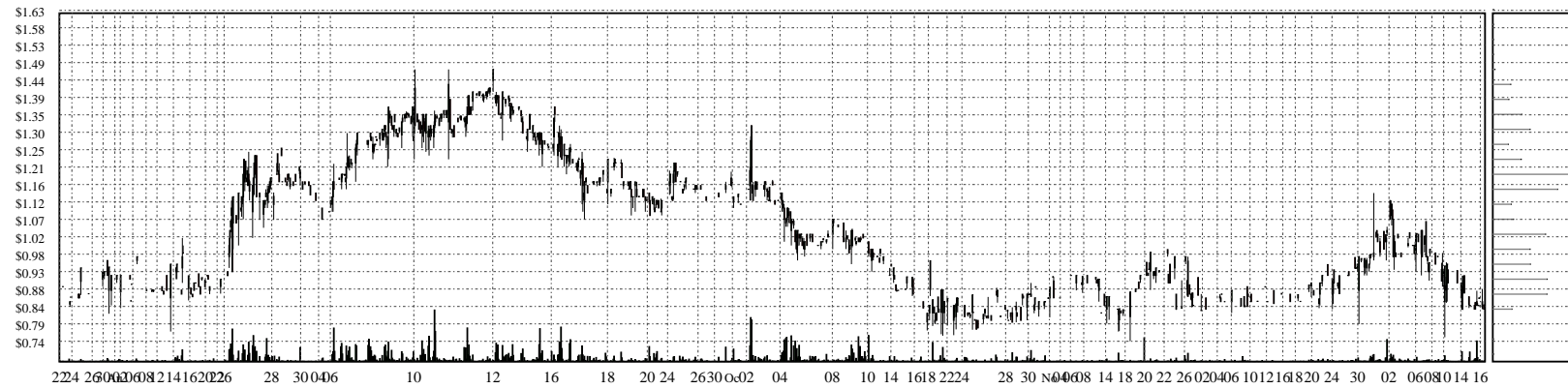
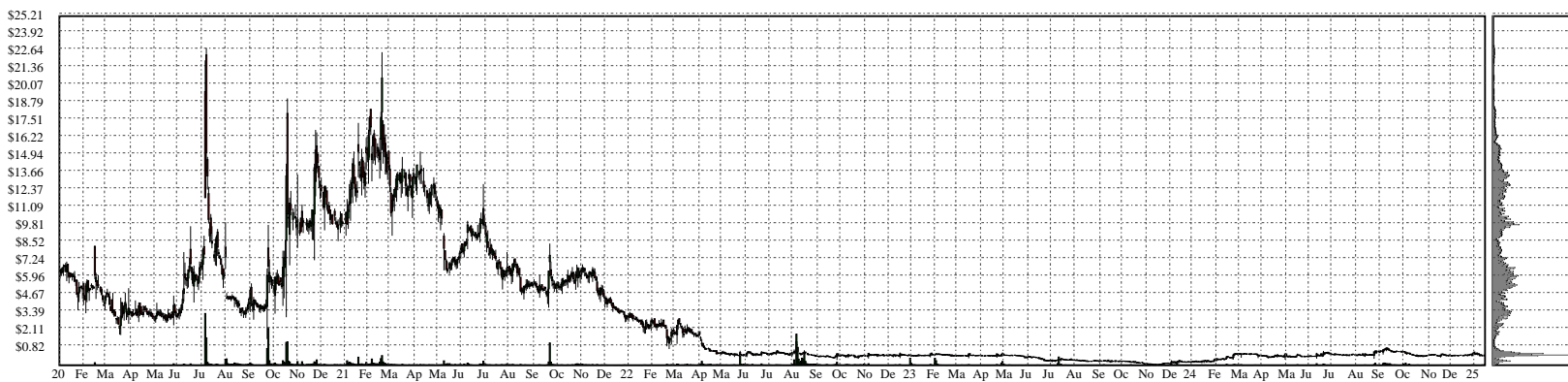
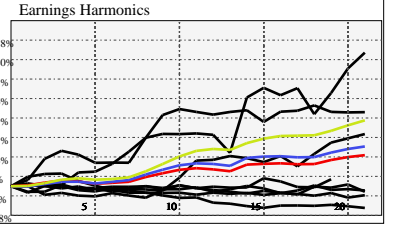


# AIHS- Senmiao Technology Limited Common Stock

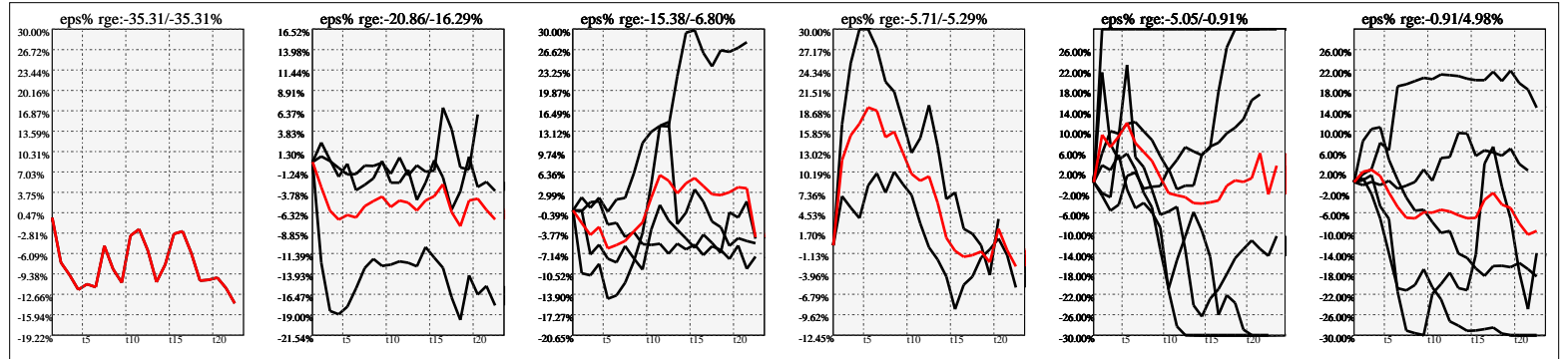


## Company Snapshot: AIHS

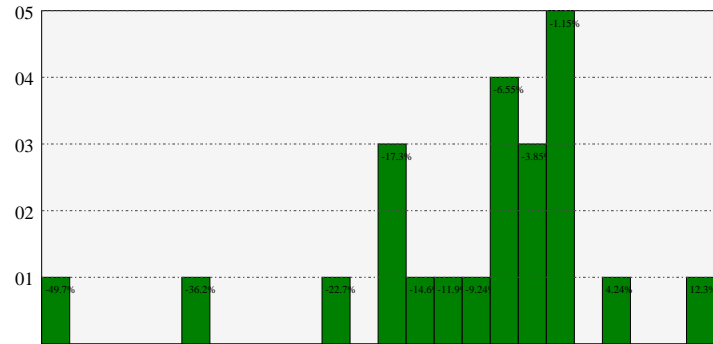
Date	Rev. \$\$	Profit R:	Gross Profit	ebitda	ebitda R:	eps	eps%	Dbt. Exp	Dbt. R:	Net Inc.	Netl R:
2023-03-31	8.083M	0.18	1.493M	-3.482M	-0.43	-0.43	-48.8%	25.68k	0.00318	-3.114M	-0.3852
2022-03-31	4.913M	-0.33	-1.598M	-10.2M	-2.08	-0.98	-41.8%	61.74k	0.01257	-5.606M	-1.1411
2021-03-31	6.161M	0.03	191.0k	-5.310M	-0.86	-3.2	-25.6%	779.0k	0.12644	-12.6M	-2.0454
2020-03-31	15.7M	0.22	3.375M	-581.1k	-0.04	-1.55	-39.8%	470.0k	0.03002	-4.349M	-0.2778
2019-03-31	2.921M	0.38	1.109M	-2.931M	-1.00	-1.76	-4.0%	33.88k	0.01160	-4.543M	-1.5551
2018-03-31	494.9k	1.00	494.9k	7.160M	14.47	-11.93	-20.4%			-26.2M	-52.9703
2017-03-31	73.24k	1.00	73.24k	-184.6k	-2.52	-0.23		30.00	0.00041	-587.9k	-8.0271
2016-03-31				-18.72k		-0.0063		1.00		-16.05k	



## Earnings Quadrature: Size[6]



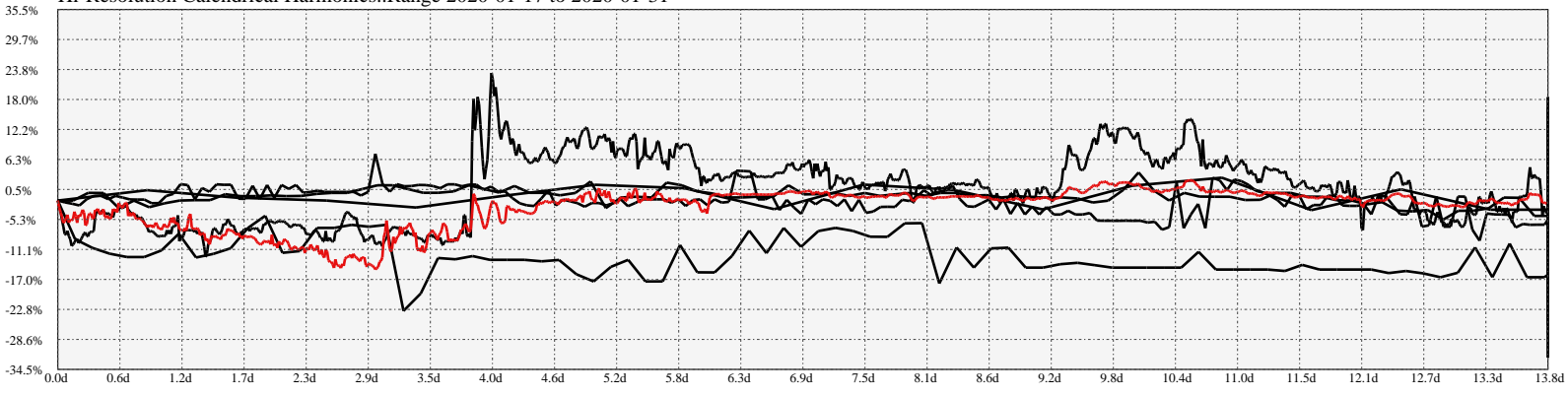
## Earnings Frequency Spectrum: -49.69% to 12.33%



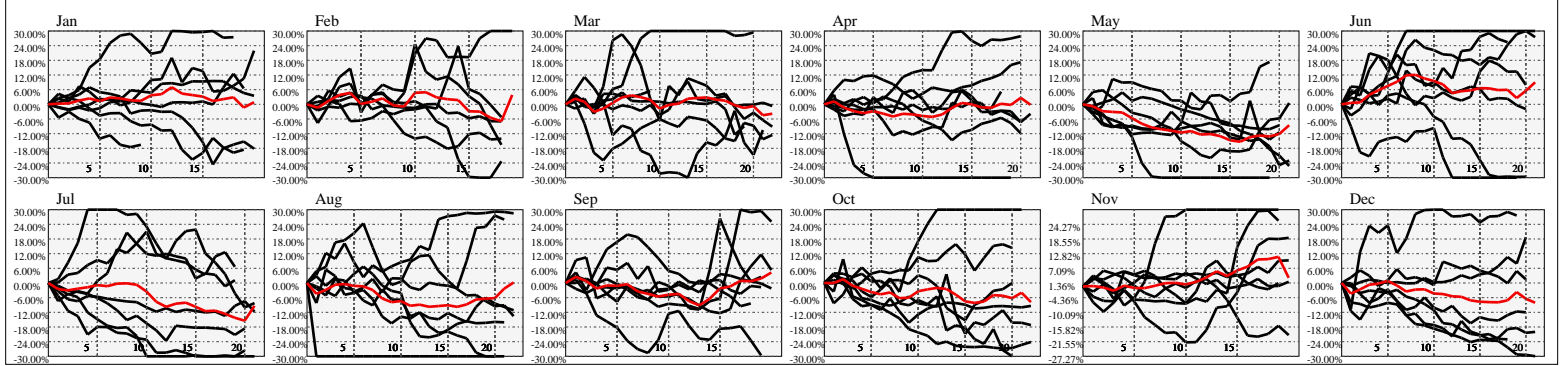
## Earnings Calendar As of: 2025-Jan-17

Date	days..	eps \$	Earnings Est.

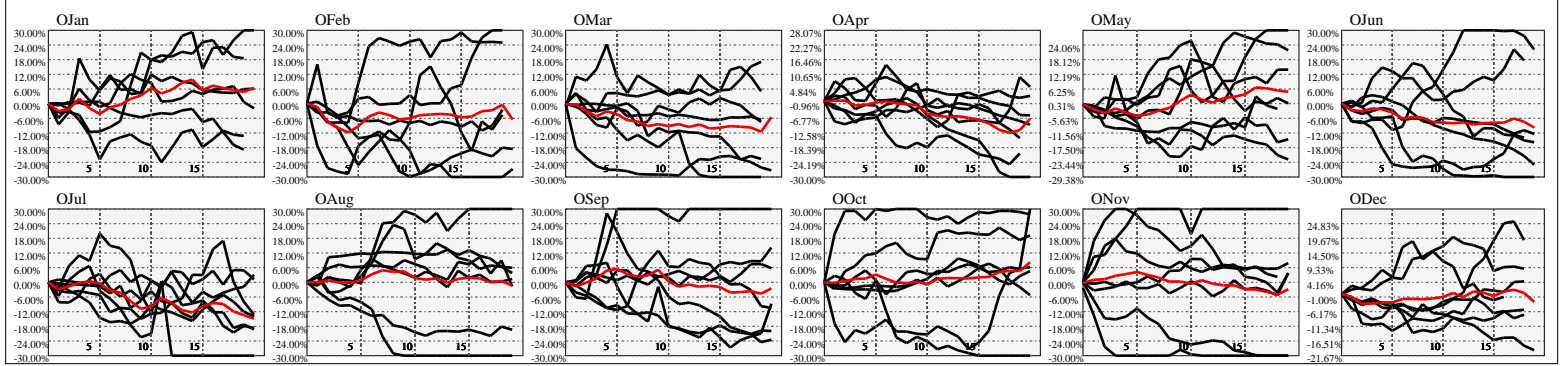
Hi-Resolution Calendrical Harmonics..Range 2020-01-17 to 2020-01-31



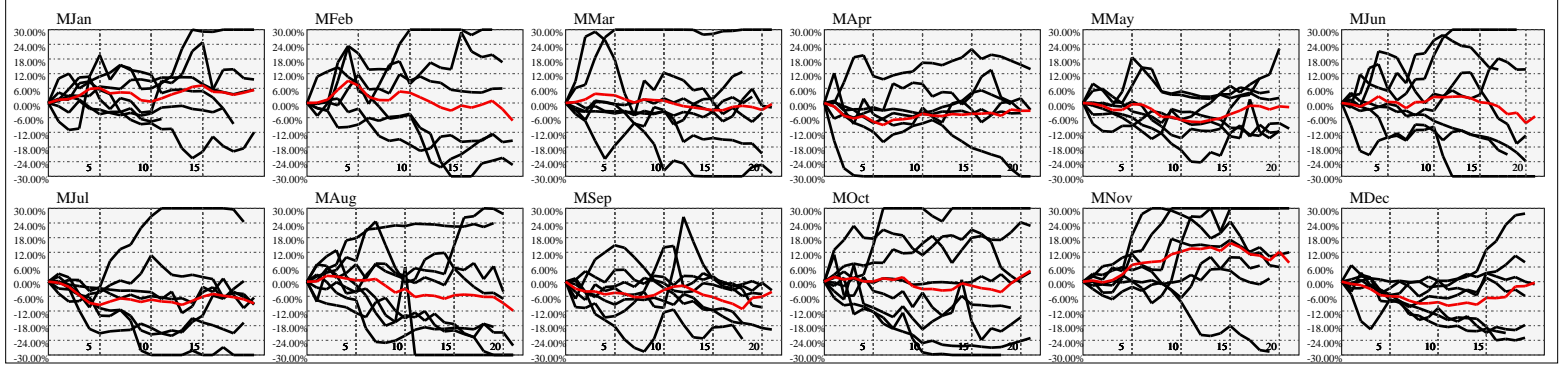
Calendrical Harmonics Standard..



Calendrical Harmonics 3rd Friday..



Calendrical Harmonics Moon Aligned..



Calendrical Harmonics Weekly w/ Day Of Week Alignments.

