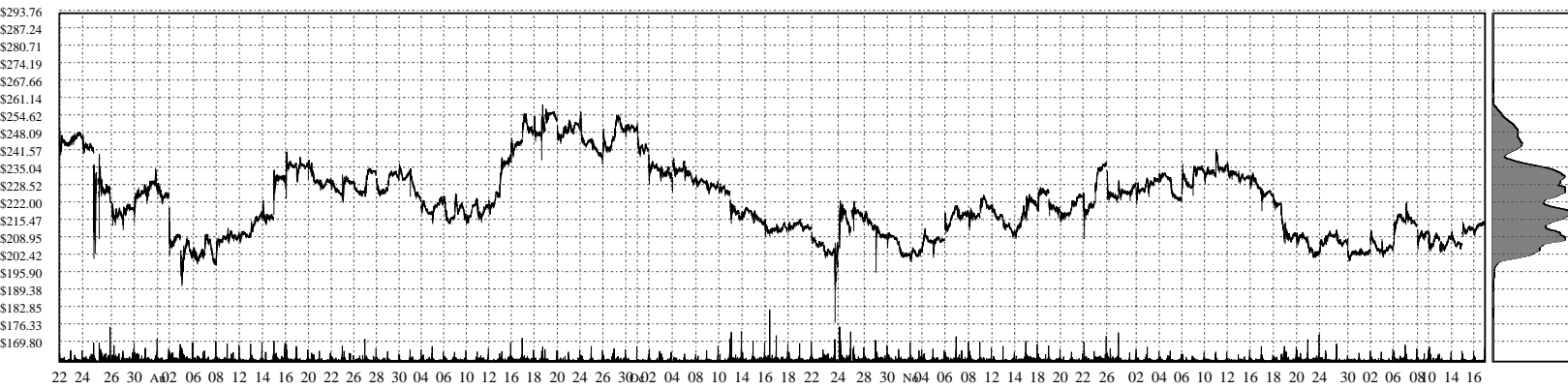
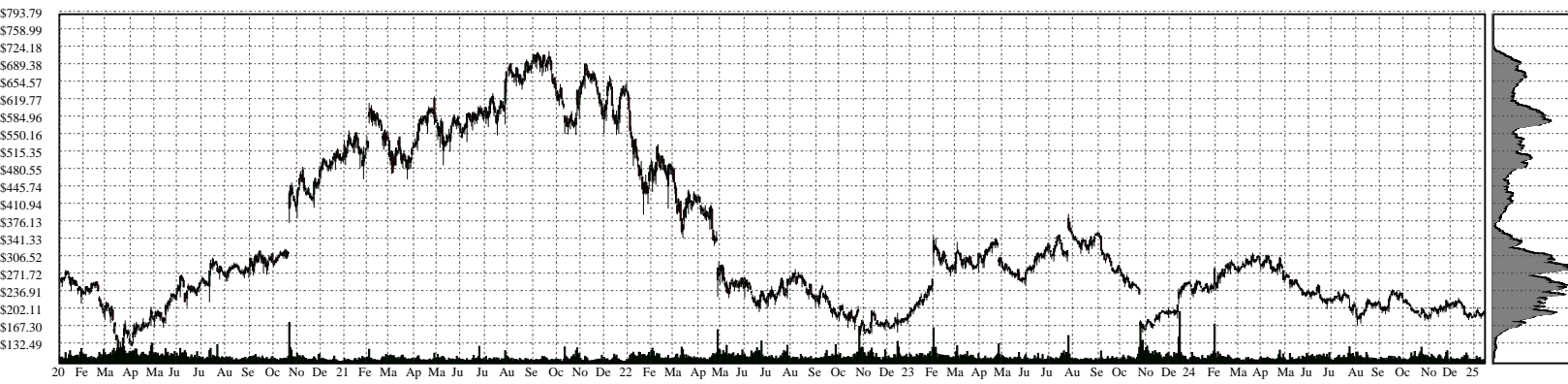
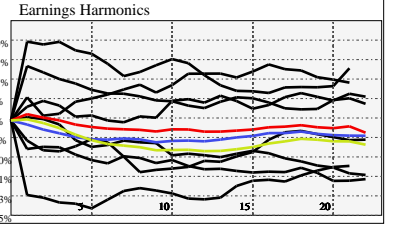


ALGN- Align Technology Inc

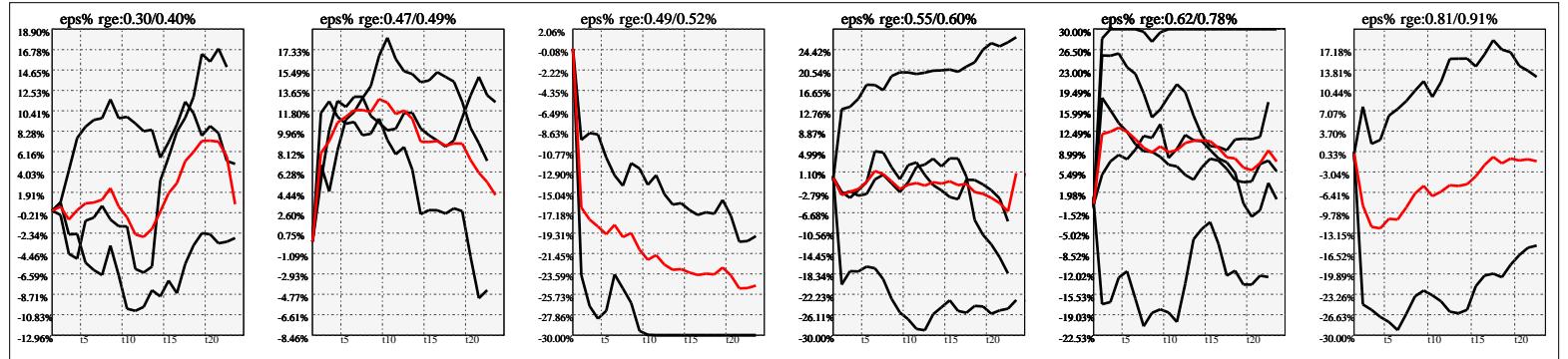


Company Snapshot: ALGN

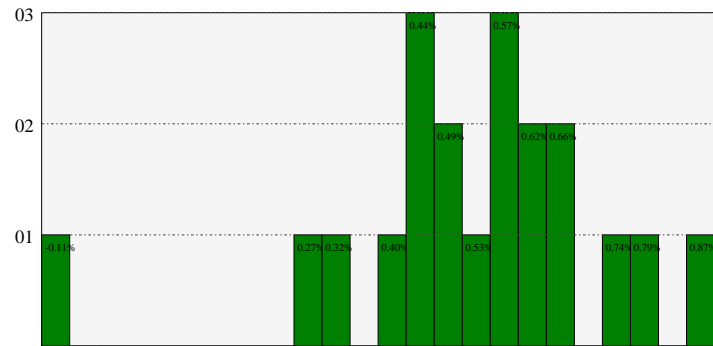
Date	Rev. \$\$	Profit R:	Gross Profit	ebitda	ebitda R:	eps	eps%	Dbt. Exp	Dbt. R:	Net Inc.	Netl R:
2023-12-31	3.862B	0.70	2.719B	643.3M	0.17	5.81	2.1%	-2.134M	-0.00055	445.1M	0.1152
2022-12-31	3.735B	0.71	2.634B	665.5M	0.18	4.62	2.2%	5.367M	0.00144	361.6M	0.0968
2021-12-31	3.953B	0.74	2.935B	976.4M	0.25	9.78	1.5%	36.0M	0.00911	772.0M	0.1953
2020-12-31	2.472B	0.71	1.763B	387.2M	0.16	22.55	4.3%	-8.222M	-0.00333	1.776B	0.7184
2019-12-31	2.407B	0.72	1.744B	486.5M	0.20	5.57	2.0%			442.8M	0.1840
2018-12-31	1.966B	0.74	1.448B	466.6M	0.24	4.92				400.2M	0.2035
2017-12-31	1.473B	0.76	1.117B	353.6M	0.24	2.89				231.4M	0.1571
2016-12-31	1.080B	0.75	815.3M	272.9M	0.25	2.38				189.7M	0.1757



Earnings Quadrature: Size[6]



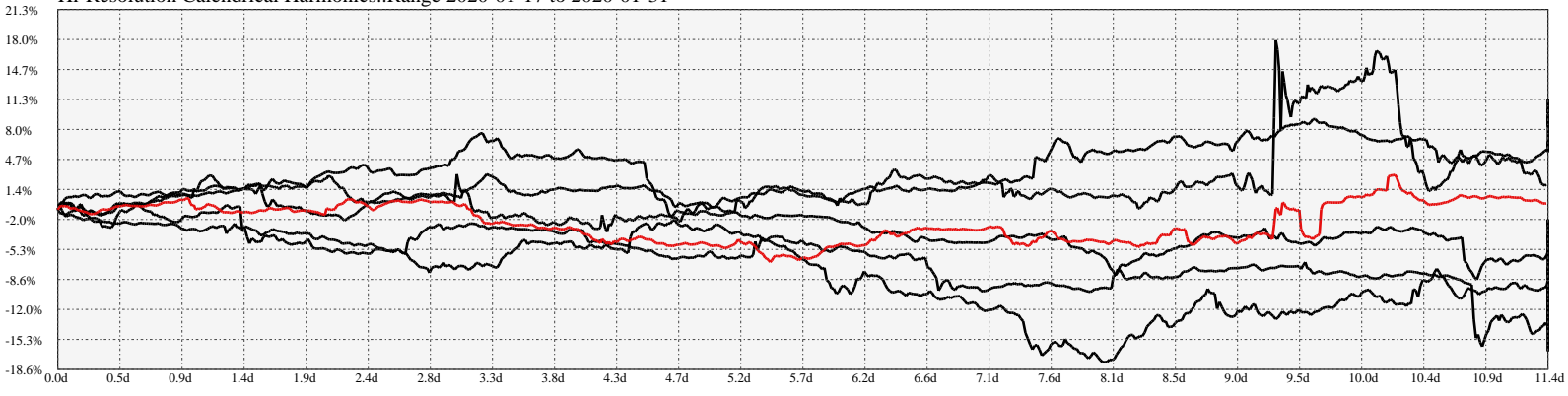
Earnings Frequency Spectrum: -0.11% to 0.87%



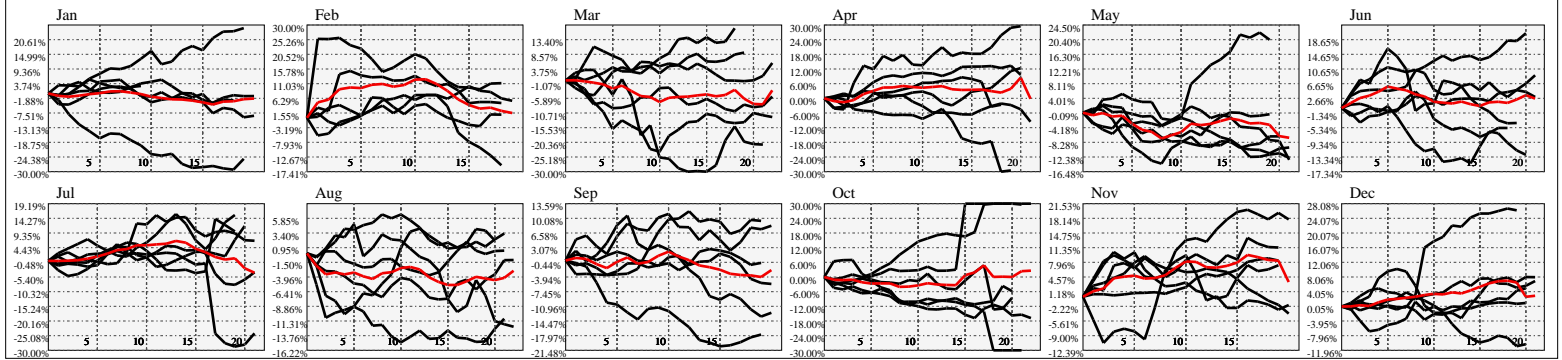
Earnings Calendar As of: 2025-Jan-17

Date	days..	eps \$	Earnings Est.
2025-01-29	11		

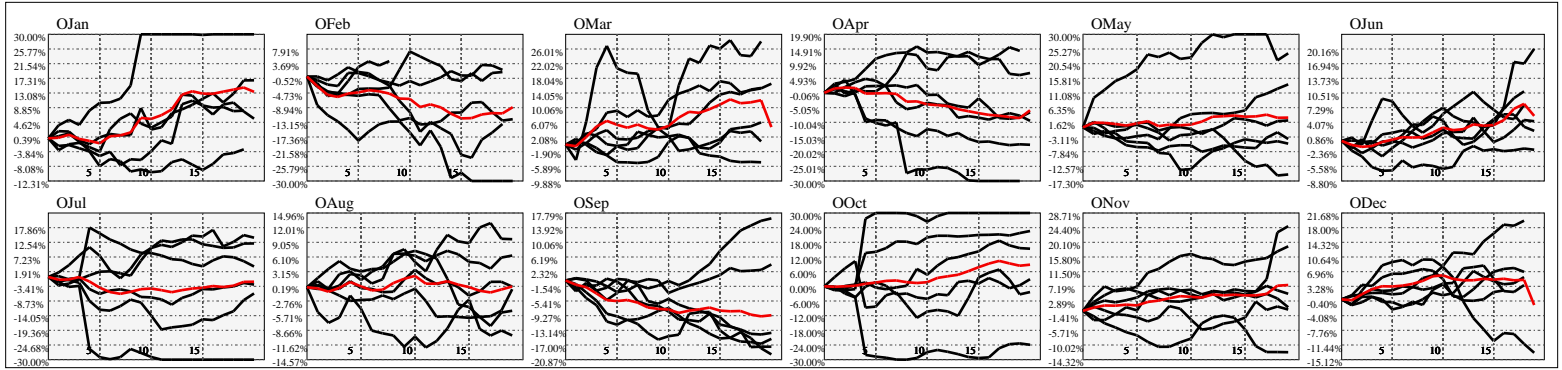
Hi-Resolution Calendrical Harmonics..Range 2020-01-17 to 2020-01-31



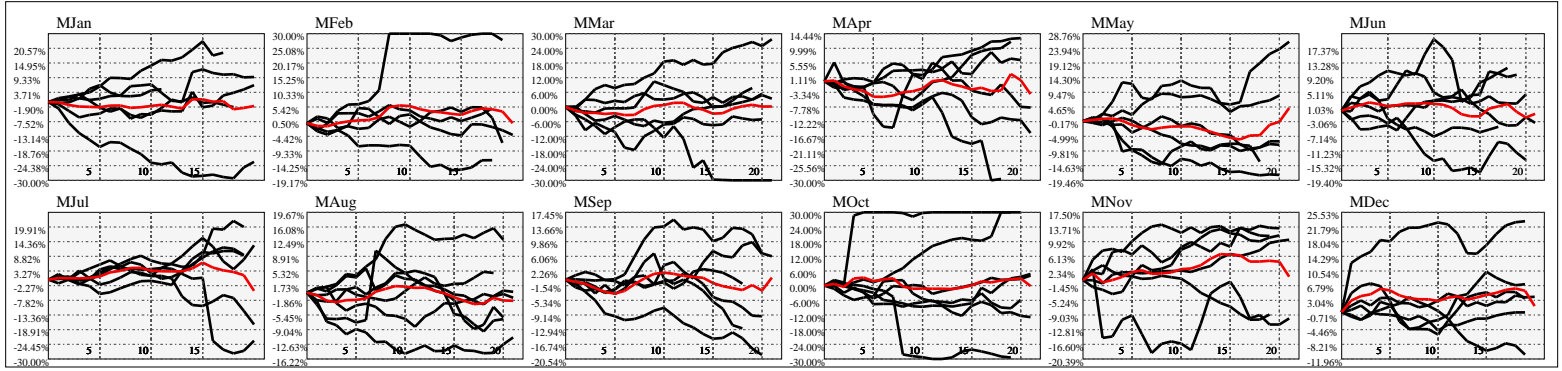
Calendrical Harmonics Standard..



Calendrical Harmonics 3rd Friday..



Calendrical Harmonics Moon Aligned..



Calendrical Harmonics Weekly w/ Day Of Week Alignments..

