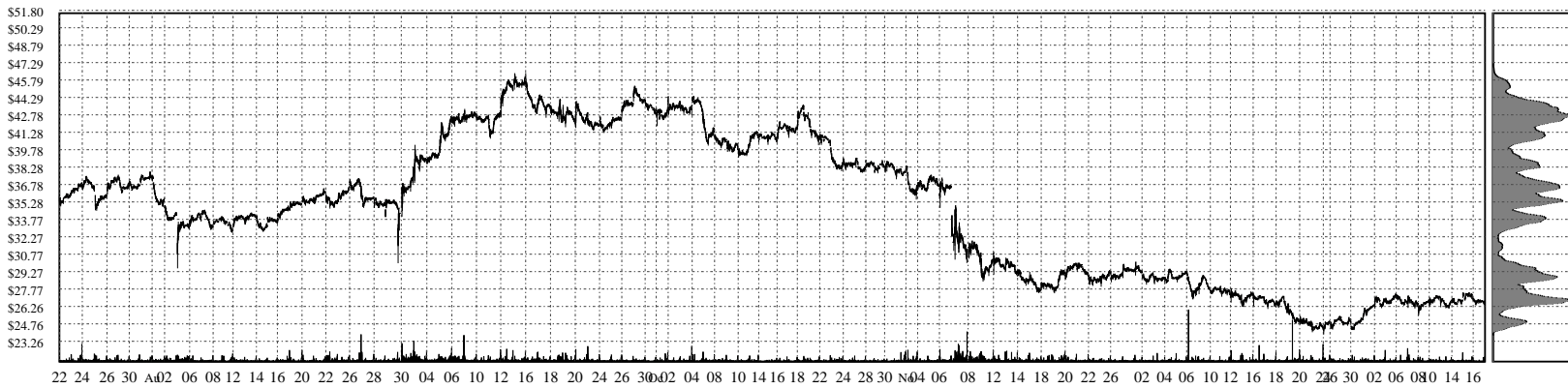
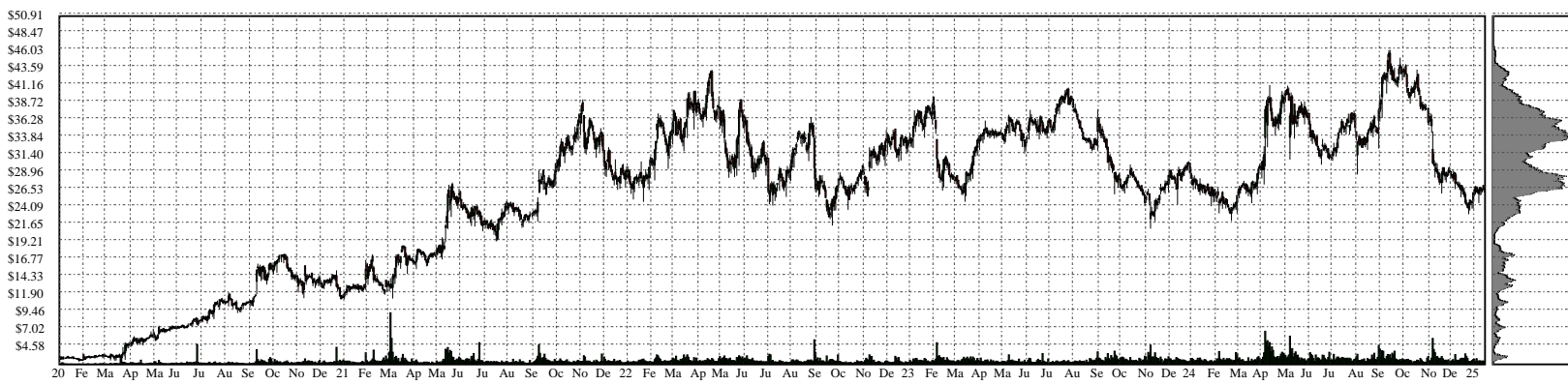
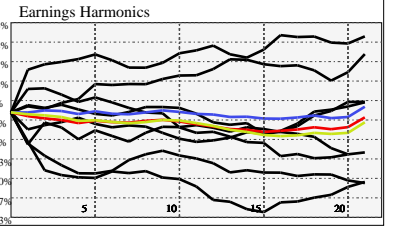


AMRK- A-Mark Precious Metals, Inc.

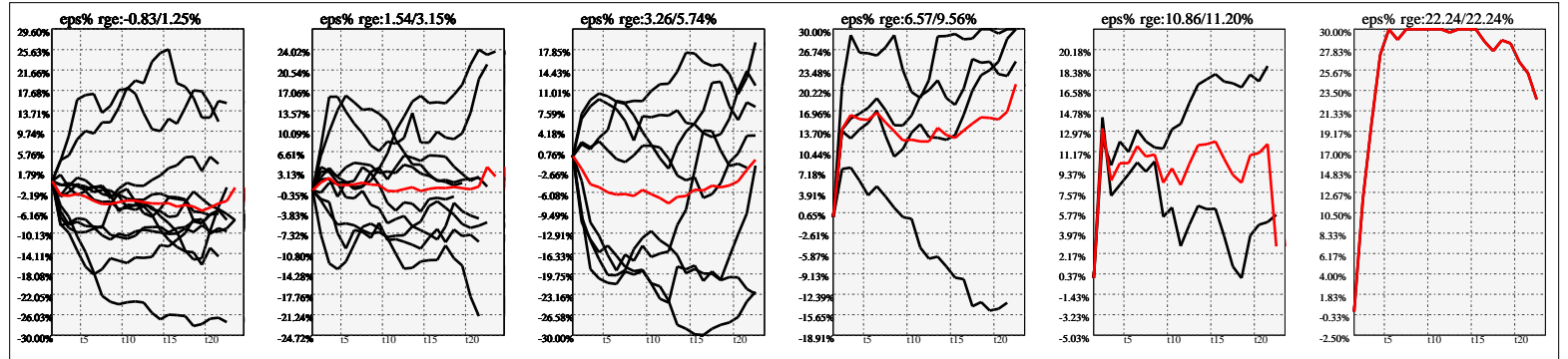


Company Snapshot: AMRK

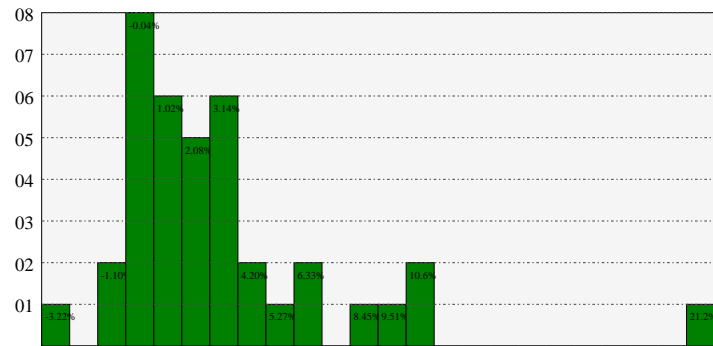
Date	Rev. \$\$	Profit R:	Gross Profit	ebitda	ebitda R:	eps	eps%	Dbt. Exp	Dbt. R:	Net Inc.	Netl R:
2023-06-30	9.322B	0.03	294.7M	246.9M	0.03	6.68	18.2%	31.5M	0.00338	156.4M	0.0168
2022-06-30	8.159B	0.03	261.8M	215.8M	0.03	5.81	18.6%	22.0M	0.00270	132.5M	0.0162
2021-06-30	7.613B	0.03	210.2M	223.6M	0.03	9.57	42.0%	19.9M	0.00261	159.6M	0.0210
2020-06-30	5.461B	0.01	67.0M	59.6M	0.01	2.17	23.0%	18.9M	0.00345	30.5M	0.0056
2019-06-30	4.783B	0.01	32.0M	23.2M	0.00	0.16	2.5%	17.1M	0.00358	2.225M	0.0005
2018-06-30	7.606B	0.00	29.4M	15.7M	0.00	-0.24	-3.7%	13.9M	0.00183	-3.397M	-0.0004
2017-06-30	6.990B	0.00	31.3M	22.4M	0.00	0.51	6.0%	10.1M	0.00145	7.086M	0.0010
2016-06-30	6.784B	0.01	34.5M	23.0M	0.00	0.67	8.4%	6.319M	0.00093	9.271M	0.0014



Earnings Quadrature: Size[6]



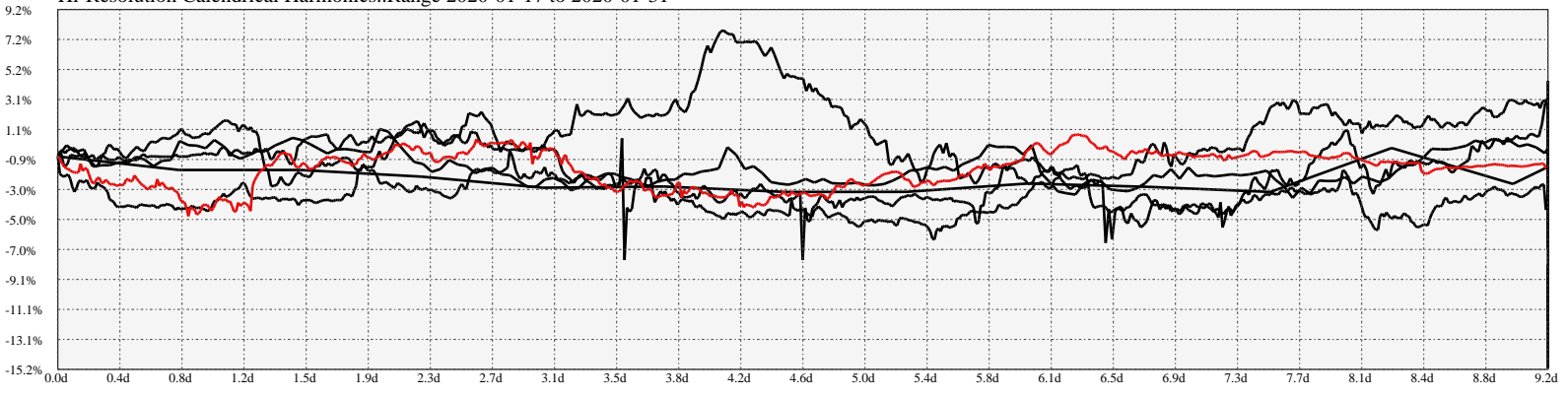
Earnings Frequency Spectrum: -3.22% to 21.18%



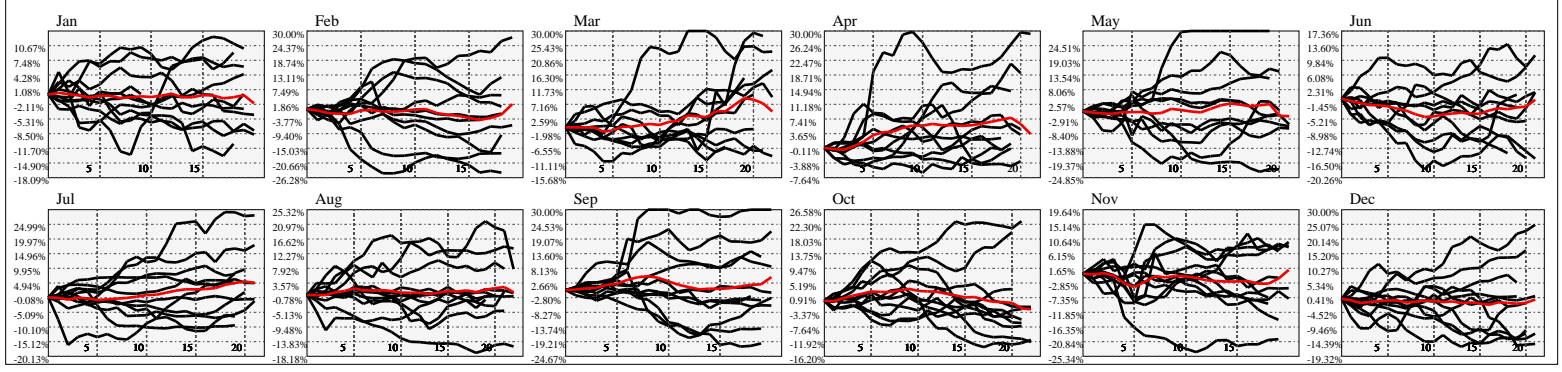
Earnings Calendar As of: 2025-Jan-17

Date	days..	eps \$	Earnings Est.

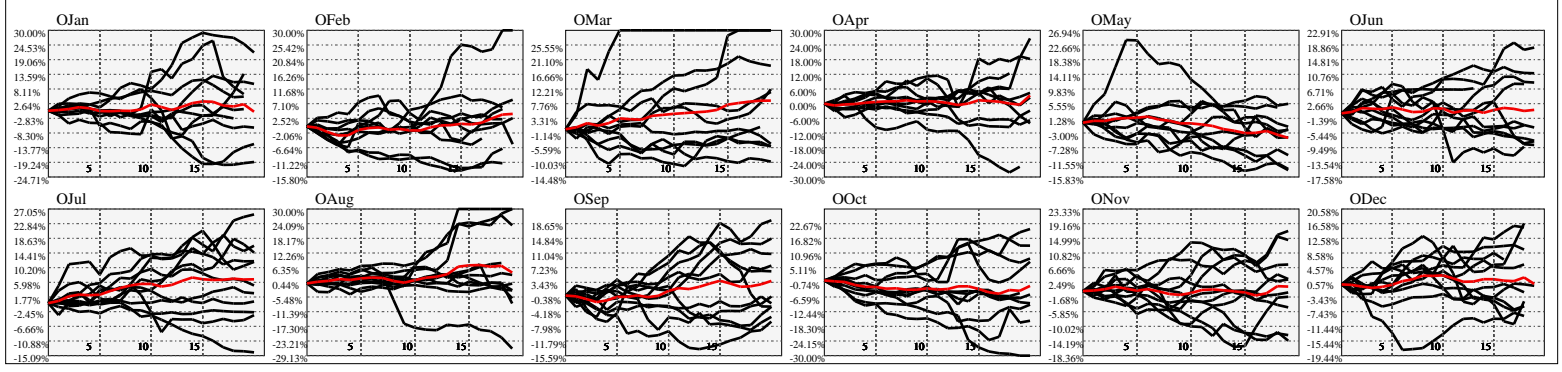
Hi-Resolution Calendrical Harmonics..Range 2020-01-17 to 2020-01-31



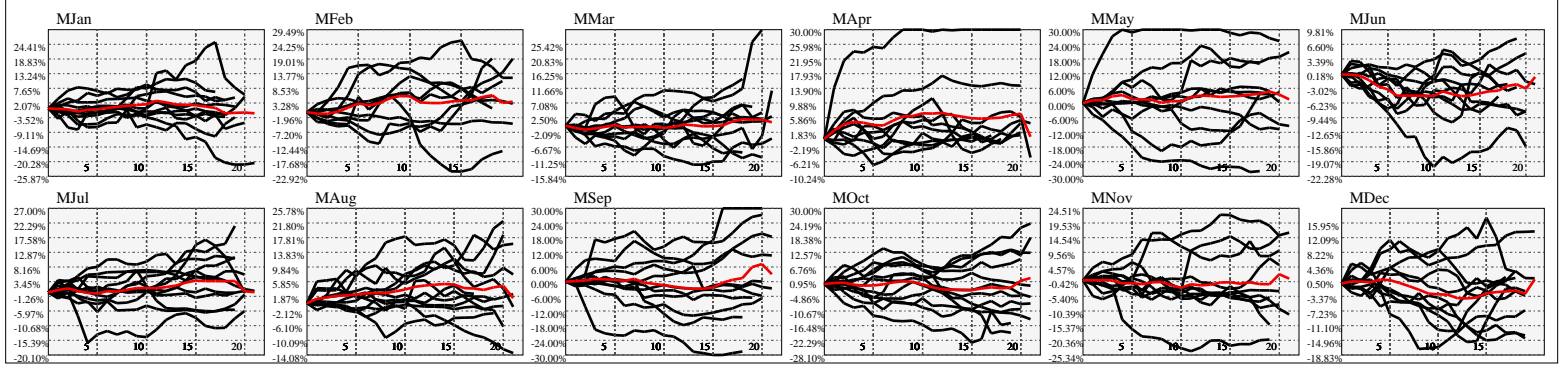
Calendrical Harmonics Standard..



Calendrical Harmonics 3rd Friday..



Calendrical Harmonics Moon Aligned..



Calendrical Harmonics Weekly w/ Day Of Week Alignments..

