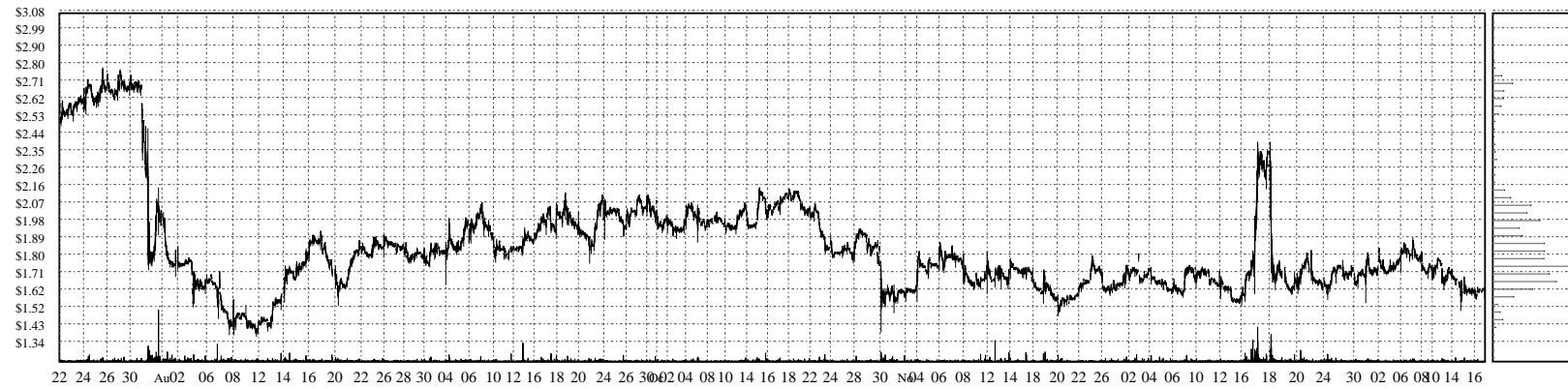
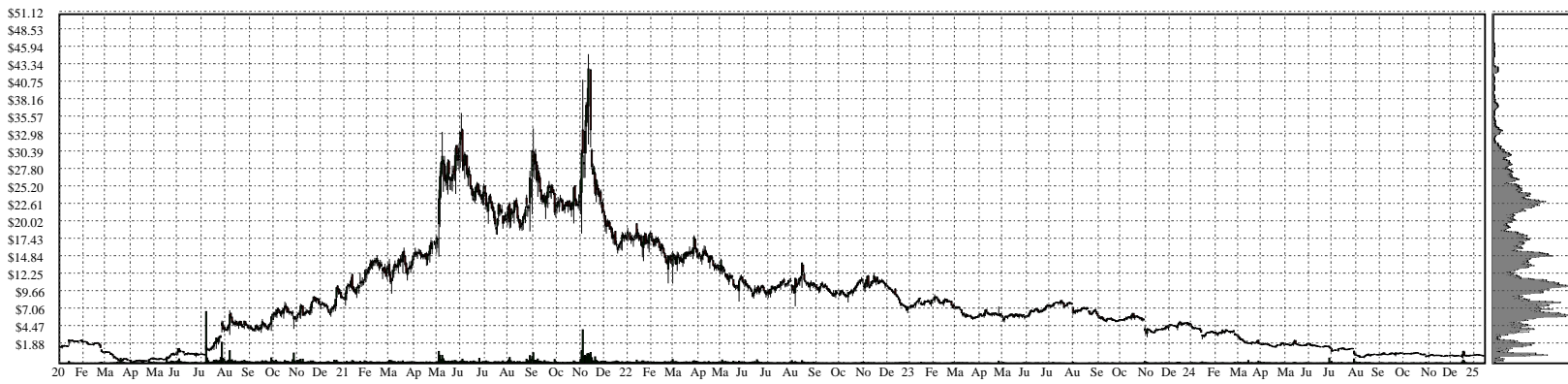
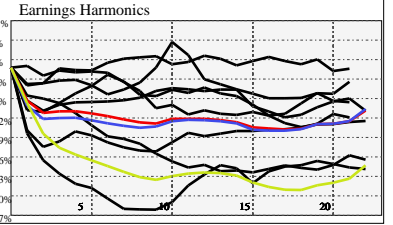


# BGFV - Big 5 Sporting Goods Corp

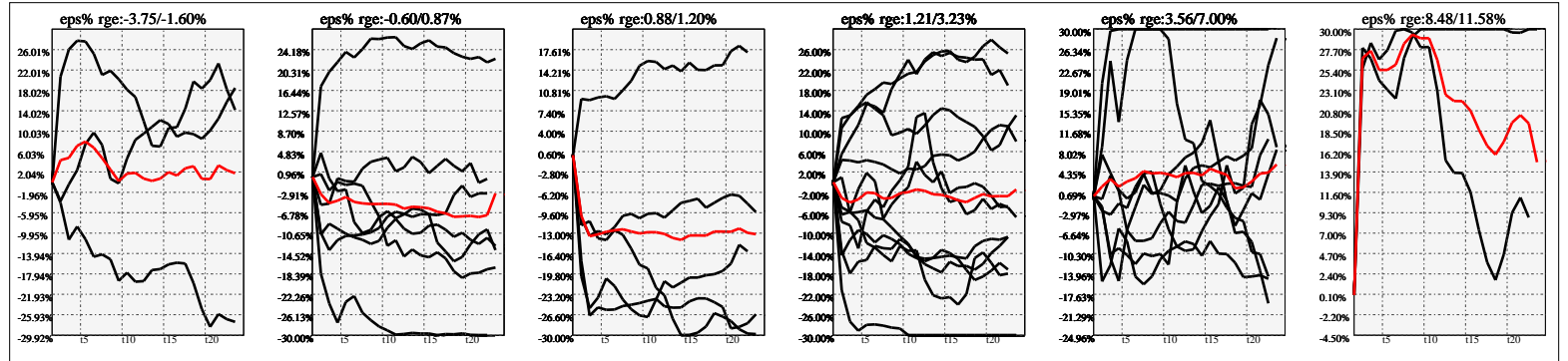


## Company Snapshot: BGFV

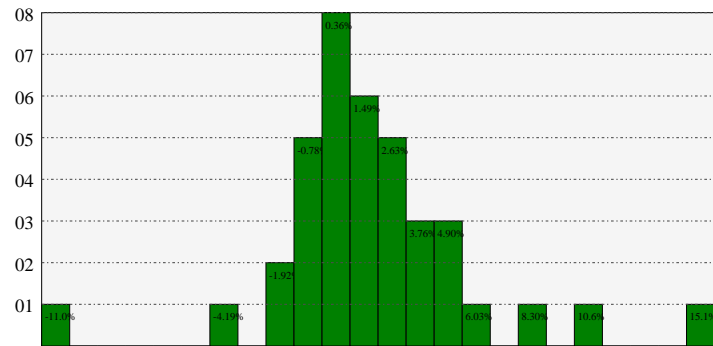
Date	Rev. \$\$	Profit R:	Gross Profit	ebitda	ebitda R:	eps	eps%	Dbt. Exp	Dbt. R:	Net Inc.	Netl R:
2023-01-01	995.5M	0.34	341.2M	33.5M	0.03	1.21	13.8%	572.0k	0.00057	26.1M	0.0263
2022-01-02	1.162B	0.38	435.8M	136.0M	0.12	4.73	24.4%	893.0k	0.00077	102.4M	0.0881
2021-01-03	1.041B	0.34	349.2M	76.3M	0.07	2.63	25.6%	1.880M	0.00181	55.9M	0.0537
2019-12-29	996.5M	0.31	312.0M	14.8M	0.01	0.4	13.3%	3.046M	0.00306	8.445M	0.0085
2018-12-30	987.6M	0.30	300.8M	-1.227M	-0.00	-0.17	-6.7%	3.374M	0.00342	-3.531M	-0.0036
2017-12-31	1.010B	0.32	323.3M	16.3M	0.02	0.05	0.6%	1.644M	0.00163	1.104M	0.0011
2017-01-01	1.021B	0.32	324.5M	29.5M	0.03	0.78	4.4%	1.551M	0.00152	16.9M	0.0165
2016-01-03	1.029B	0.32	325.0M	26.5M	0.03	0.7	7.2%	1.791M	0.00174	15.3M	0.0149



## Earnings Quadrature: Size[6]



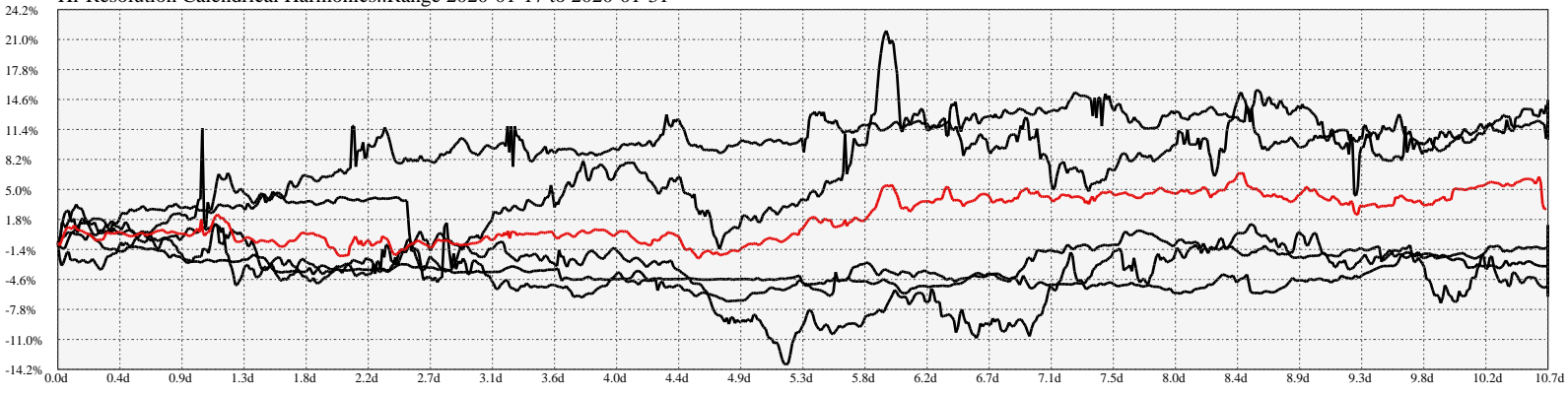
## Earnings Frequency Spectrum: -11.00% to 15.12%



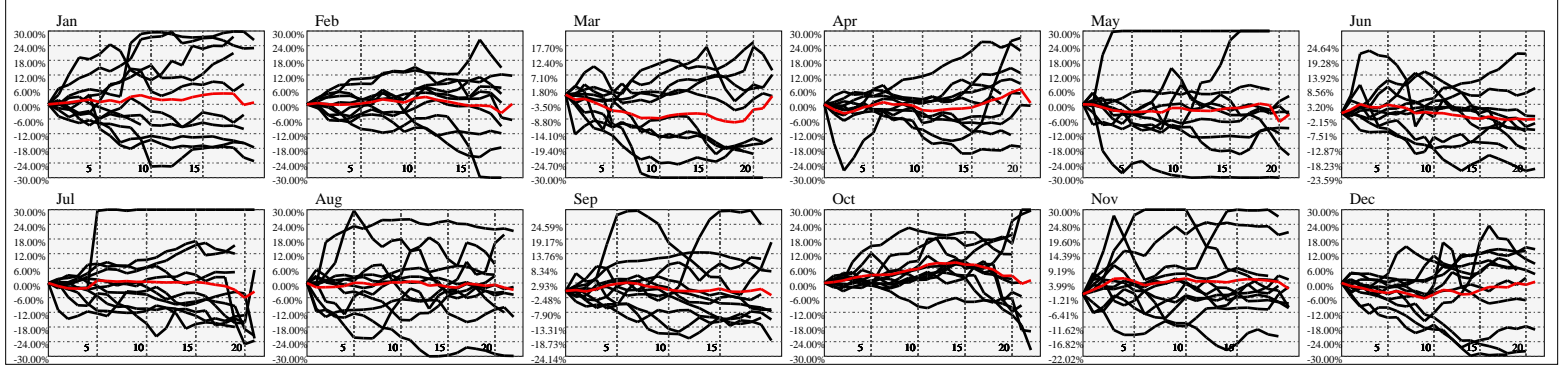
## Earnings Calendar As of: 2025-Jan-17

Date	days..	eps \$	Earnings Est.

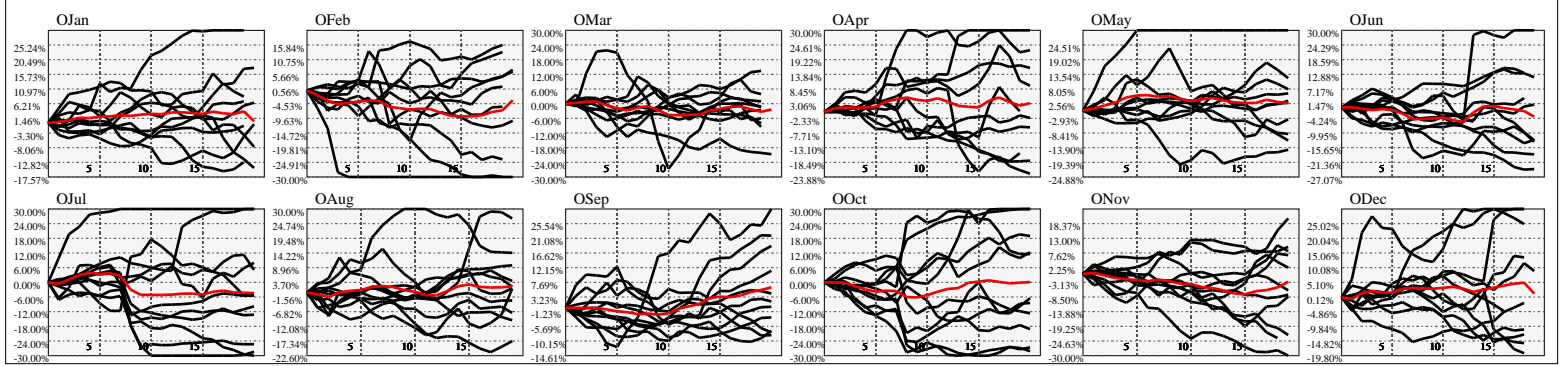
Hi-Resolution Calendrical Harmonics..Range 2020-01-17 to 2020-01-31



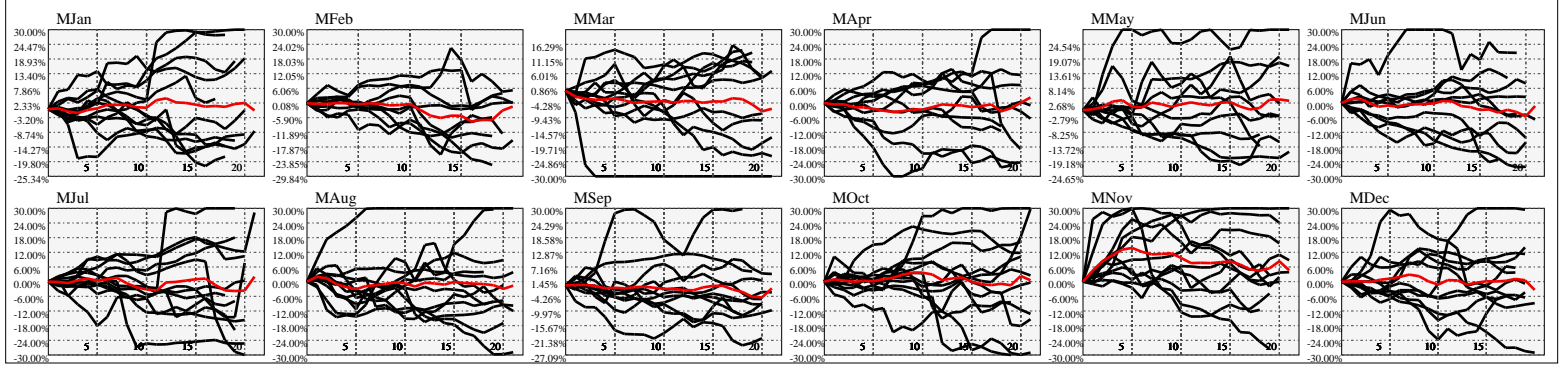
Calendrical Harmonics Standard..



Calendrical Harmonics 3rd Friday..



Calendrical Harmonics Moon Aligned..



Calendrical Harmonics Weekly w/ Day Of Week Alignments..

