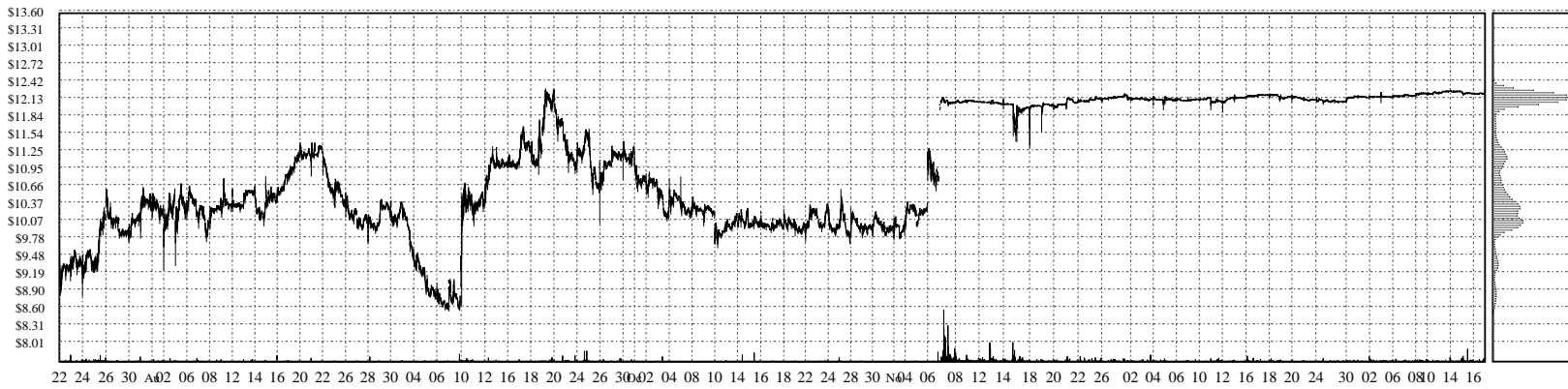
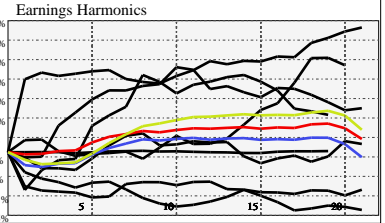


CDMO- Avid Bioservices, Inc. Common Stock

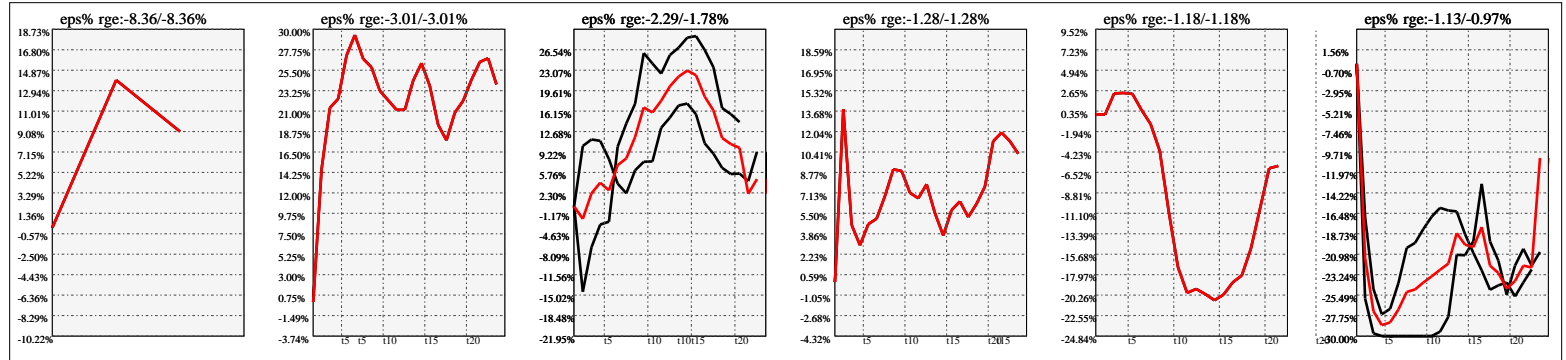


Company Snapshot: CDMO

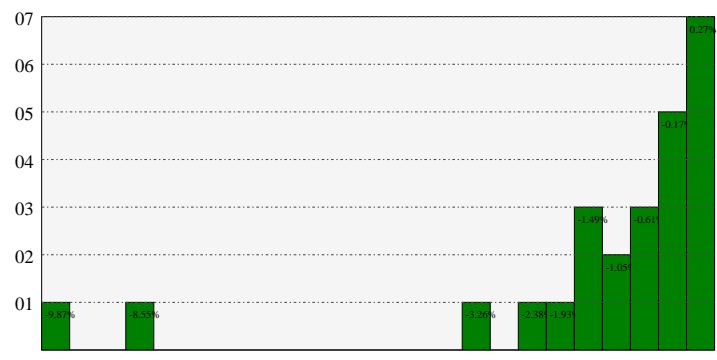
Date	Rev. \$\$	Profit R:	Gross Profit	ebitda	ebitda R:	eps	eps%	Dbt. Exp	Dbt. R:	Net Inc.	Netl R:
2023-04-30	149.3M	0.21	31.5M	4.603M	0.03	0.01	0.1%	2.600M	0.01742	560.0k	0.0038
2022-04-30	119.6M	0.31	36.6M	15.3M	0.13	2.08	14.8%	2.680M	0.02241	127.7M	1.0675
2021-04-30	95.9M	0.31	29.3M	12.4M	0.13	0.06	0.3%	1.164M	0.01214	11.2M	0.1170
2020-04-30	59.7M	0.07	3.932M	-10.2M	-0.17	-0.13	-2.1%			-7.256M	-0.1215
2019-04-30	53.6M	0.13	7.224M	-5.622M	-0.10	-0.0753	-1.6%	-3.869M	-0.07218	-4.215M	-0.0786
2018-04-30	53.6M	-0.05	-2.924M	-19.3M	-0.36	-0.46	-12.1%	27.00k	0.00050	-21.8M	-0.4068
2017-04-30	57.6M	0.34	19.4M	-28.2M	-0.49	-0.76		7.00k	0.00012	-28.2M	-0.4886
2016-04-30	44.7M	0.49	21.7M	-54.1M	-1.21	-1.8		14.00k	0.00031	-55.7M	-1.2454



Earnings Quadrature: Size[6]



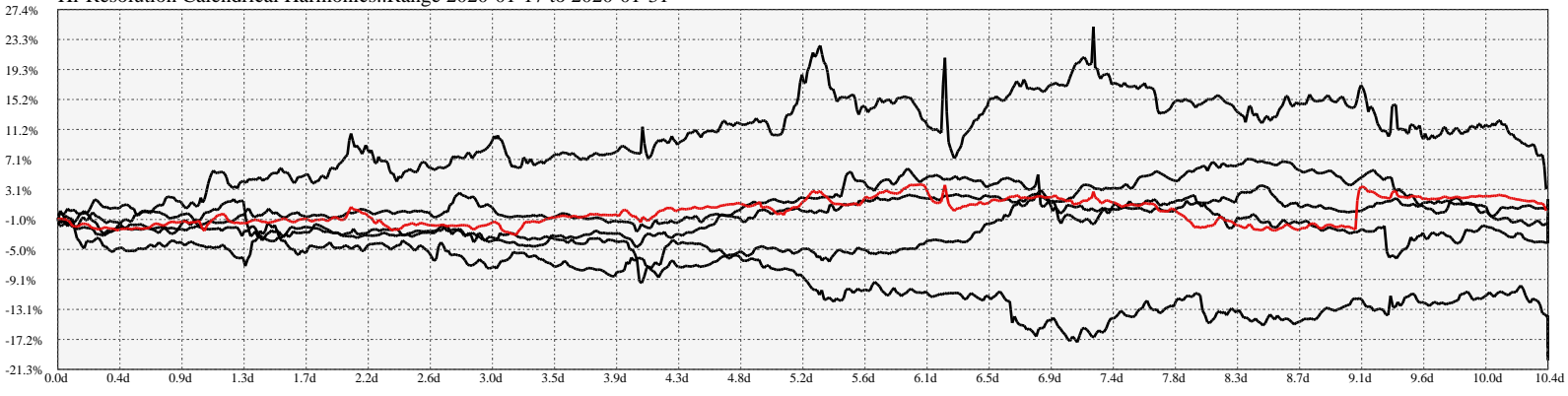
Earnings Frequency Spectrum: -9.87% to 0.27%



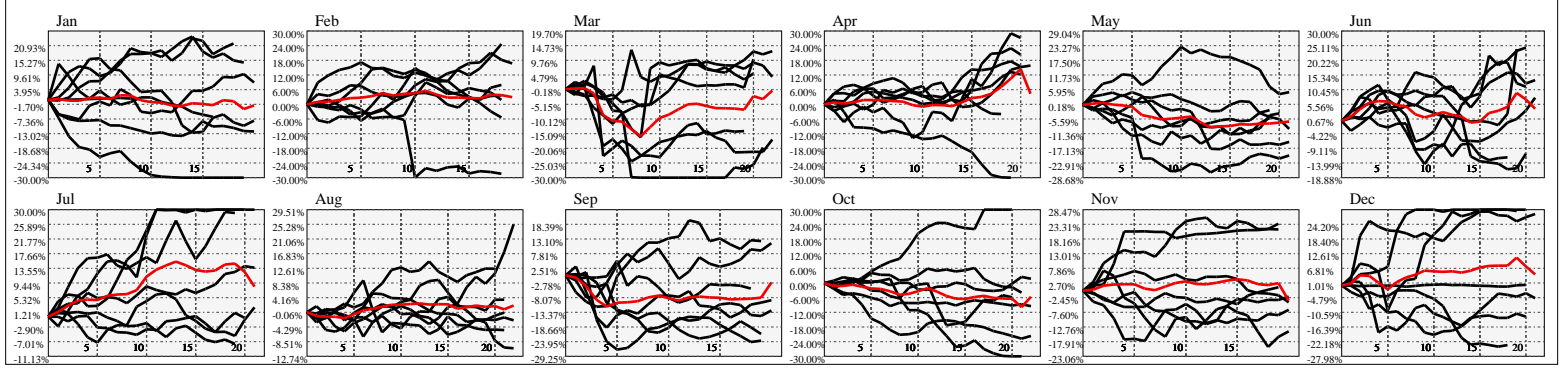
Earnings Calendar As of: 2025-Jan-17

Date	days..	eps \$	Earnings Est.

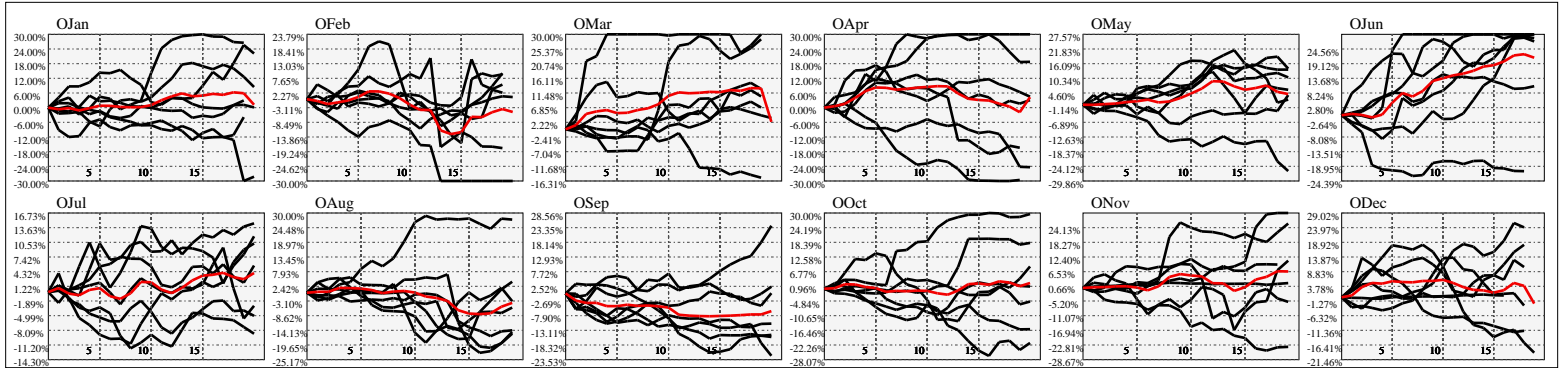
Hi-Resolution Calendrical Harmonics..Range 2020-01-17 to 2020-01-31



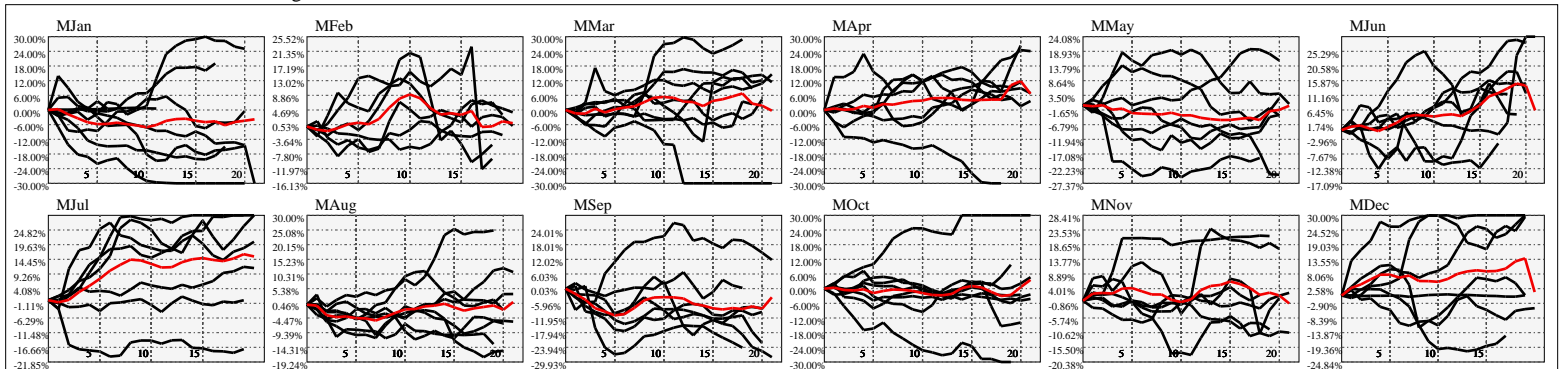
Calendrical Harmonics Standard..



Calendrical Harmonics 3rd Friday..



Calendrical Harmonics Moon Aligned..



Calendrical Harmonics Weekly w/ Day Of Week Alignments..

