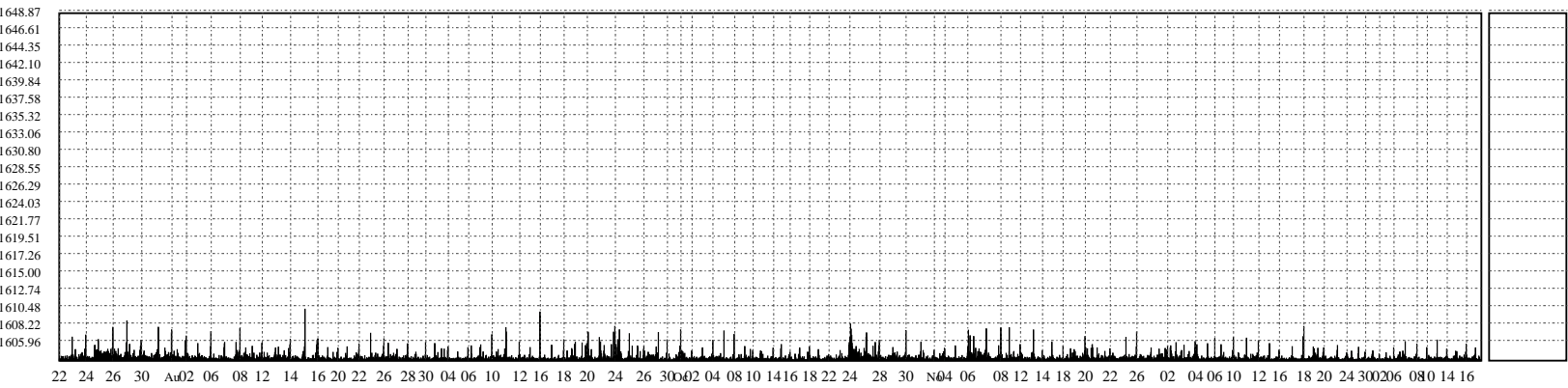
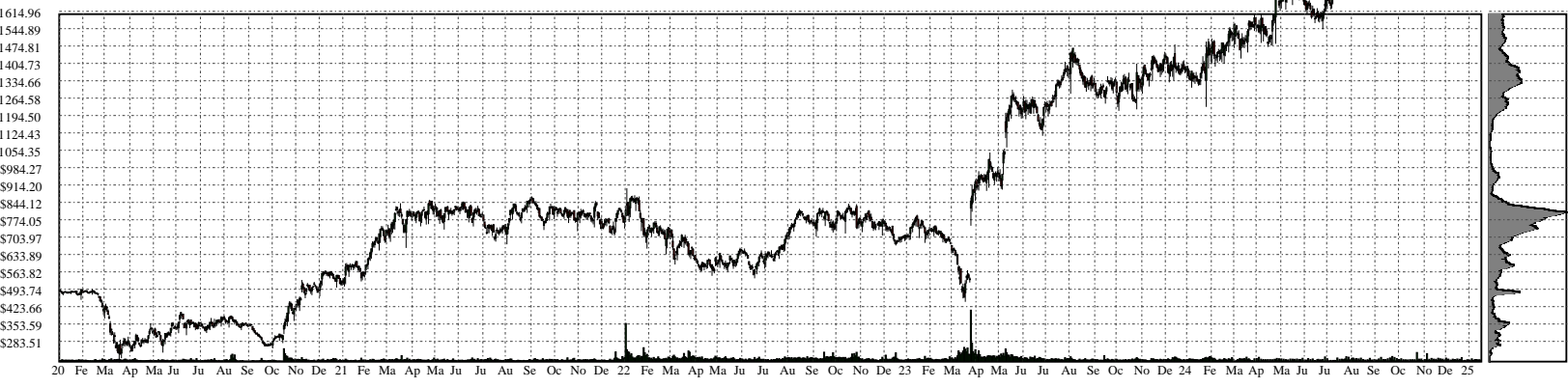
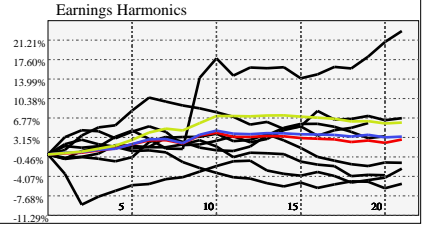


FCNCA- First Citizens BancShares Inc

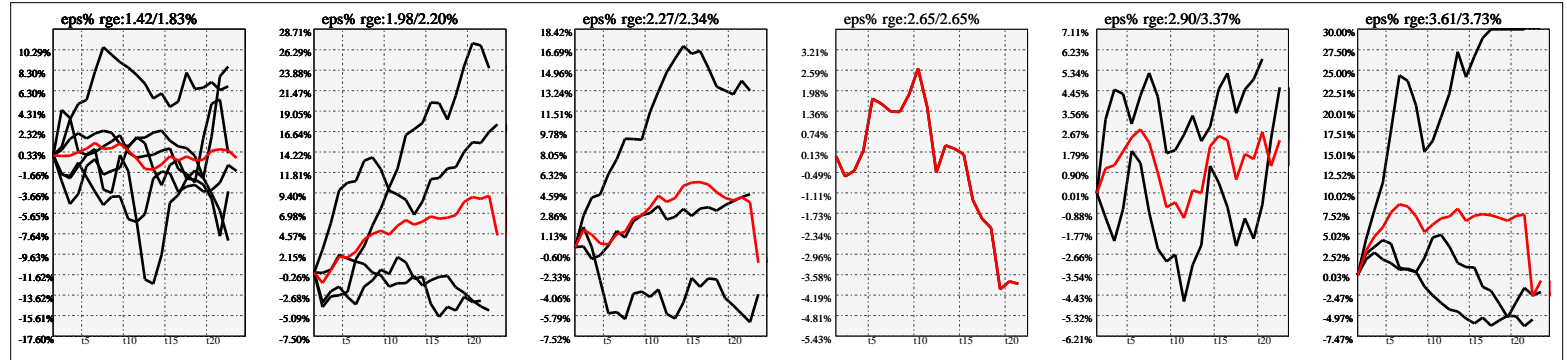


Company Snapshot: FCNCA

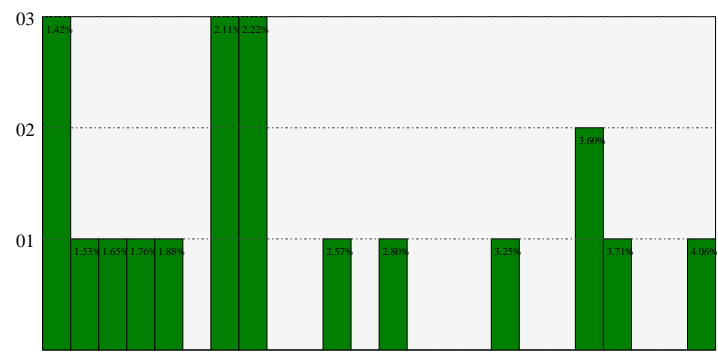
Date	Rev. \$\$	Profit R:	Gross Profit	ebitda	ebitda R:	eps	eps%	Dbt. Exp	Dbt. R:	Net Inc.	Netl R:
2023-12-31	12.65B	0.72	9.125B	971.0M	0.08	788.6	55.2%	1.180B	0.09329	11.47B	0.9065
2022-12-31	4.541B	0.56	2.546B	3.308B	0.73	64.08	8.5%	467.0M	0.10284	1.098B	0.2418
2021-12-31	1.839B	1.00	1.839B	833.8M	0.45	53.88	6.6%	60.7M	0.03300	547.0M	0.2975
2020-12-31	1.865B	1.00	1.865B	759.3M	0.41	47.5	8.4%	95.9M	0.05140	492.0M	0.2638
2019-12-31	1.727B	1.00	1.727B	719.7M	0.42	41.05	7.7%	92.6M	0.05364	457.4M	0.2648
2018-12-31	1.609B	0.96	1.552B	660.9M	0.41	33.53		36.9M	0.02291	400.3M	0.2488
2017-12-31	1.566B	1.00	1.566B	657.3M	0.42	26.96		43.8M	0.02796	323.8M	0.2067
2016-12-31	1.427B	1.00	1.427B	461.7M	0.32	18.77		43.1M	0.03019	225.5M	0.1580



Earnings Quadrature: Size[6]



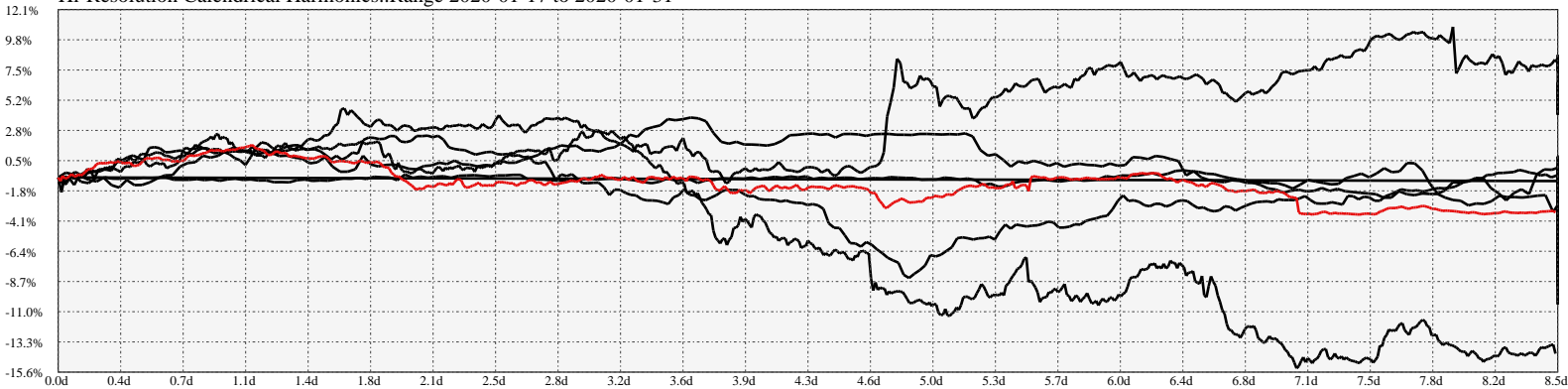
Earnings Frequency Spectrum: 1.42% to 4.06%



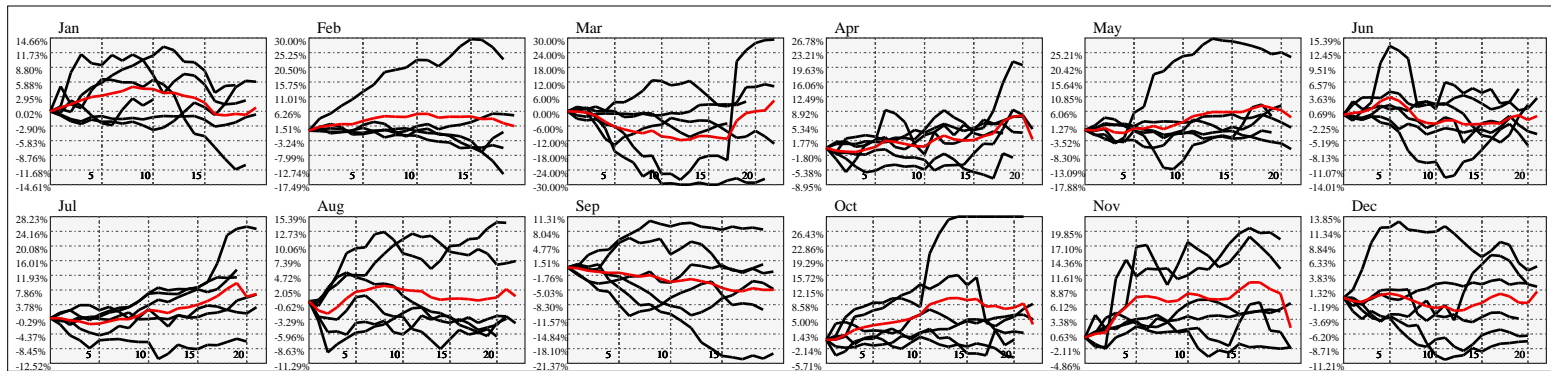
Earnings Calendar As of: 2025-Jan-17

Date	days..	eps \$	Earnings Est.
2025-01-24	6		

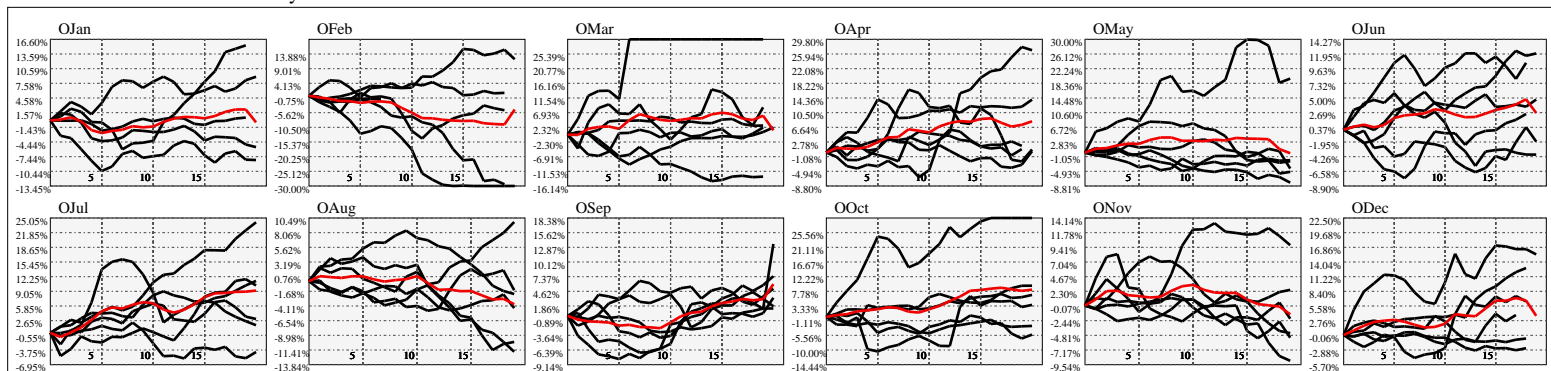
Hi-Resolution Calendrical Harmonics..Range 2020-01-17 to 2020-01-31



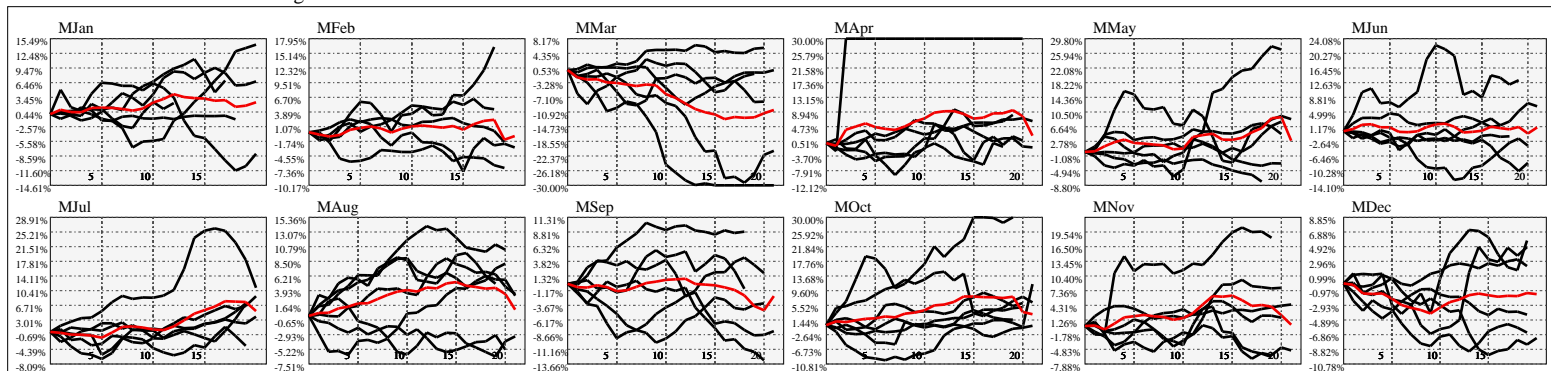
Calendrical Harmonics Standard..



Calendrical Harmonics 3rd Friday..



Calendrical Harmonics Moon Aligned..



Calendrical Harmonics Weekly w/ Day Of Week Alignments..

