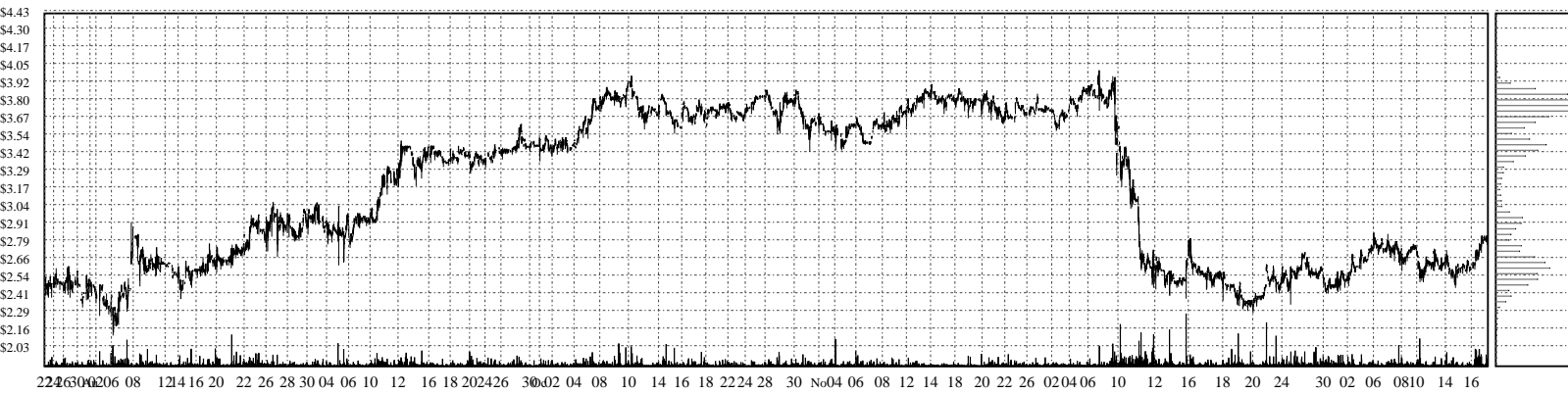
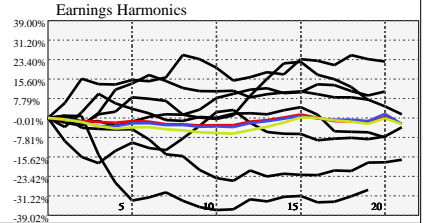


GNSS- Genasys Inc. Common Stock

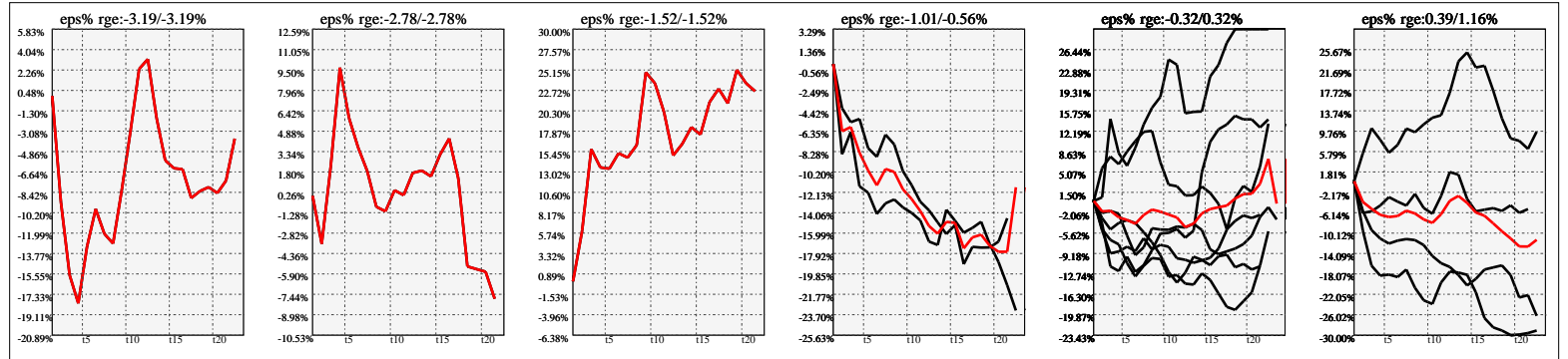


Company Snapshot: GNSS

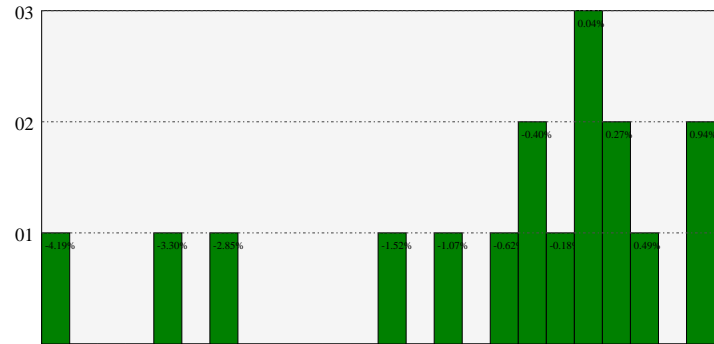
Date	Rev. \$\$	Profit R:	Gross Profit	ebitda	ebitda R:	eps	eps%	Dbt. Exp	Dbt. R:	Net Inc.	Netl R:
2023-09-30	46.7M	0.47	21.8M	-11.0M	-0.24	-0.5	-24.6%			-18.4M	-0.3942
2022-09-30	54.0M	0.49	26.3M	10.8M	0.20	-0.44	-15.1%	23.0M	0.42495	-16.2M	-0.3000
2021-09-30	47.0M	0.50	23.4M	1.084M	0.02	0.02	0.4%			704.0k	0.0150
2020-09-30	43.0M	0.53	22.6M	6.041M	0.14	0.36	5.9%			11.9M	0.2761
2019-09-30	37.0M	0.50	18.5M	3.136M	0.08	0.0852				2.785M	0.0753
2018-09-30	26.3M	0.48	12.7M	-1.476M	-0.06	-0.12				-3.745M	-0.1424
2017-09-30	20.3M	0.51	10.3M	-654.5k	-0.03	-0.0275				-876.8k	-0.0432
2016-09-30	16.4M	0.47	7.672M	-1.426M	-0.09	-0.0401				-1.282M	-0.0783



Earnings Quadrature: Size[6]



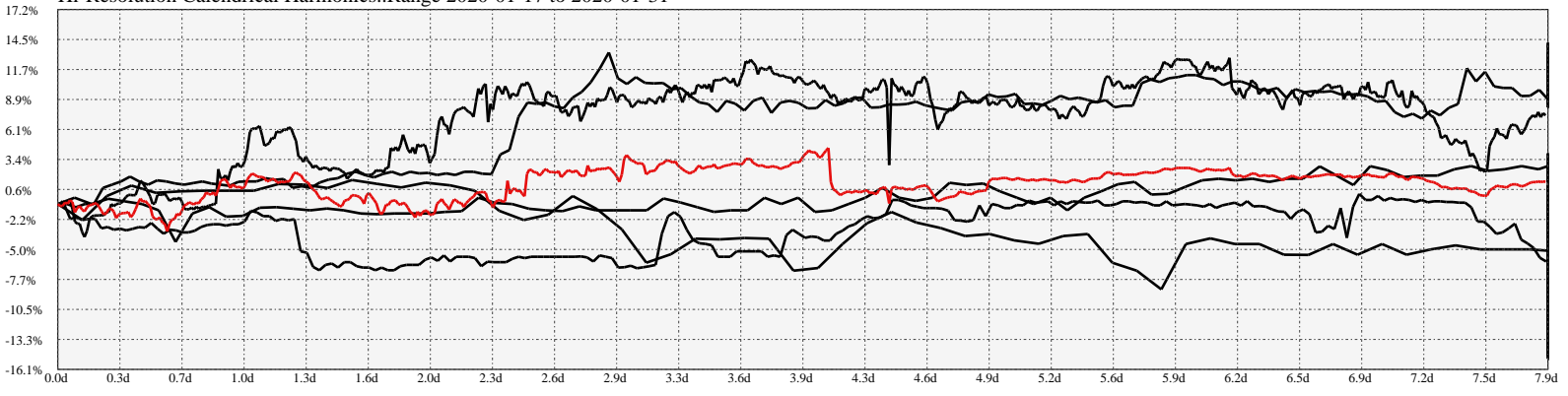
Earnings Frequency Spectrum: -4.19% to 0.94%



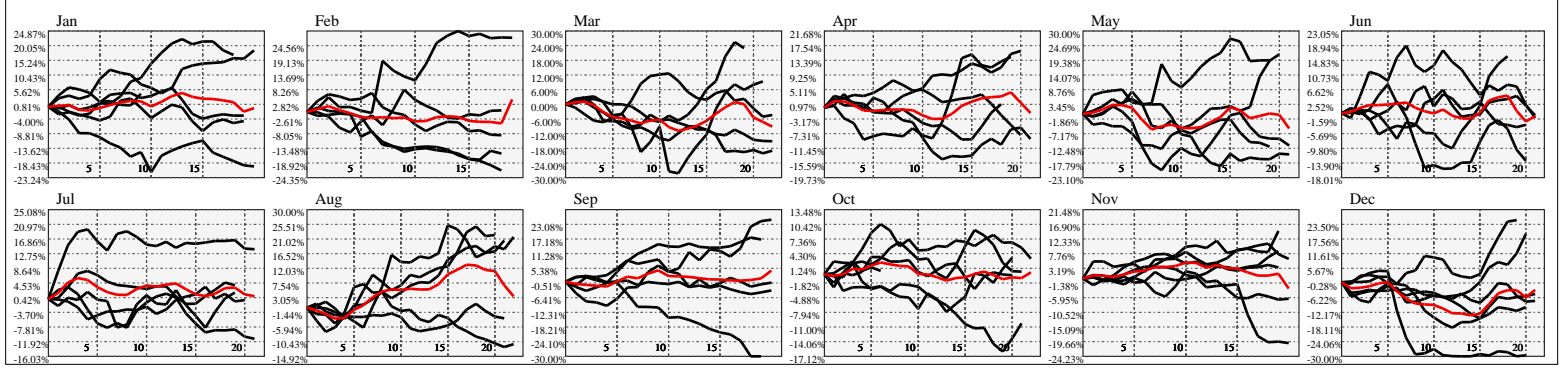
Earnings Calendar As of: 2025-Jan-17

Date	days..	eps \$	Earnings Est.

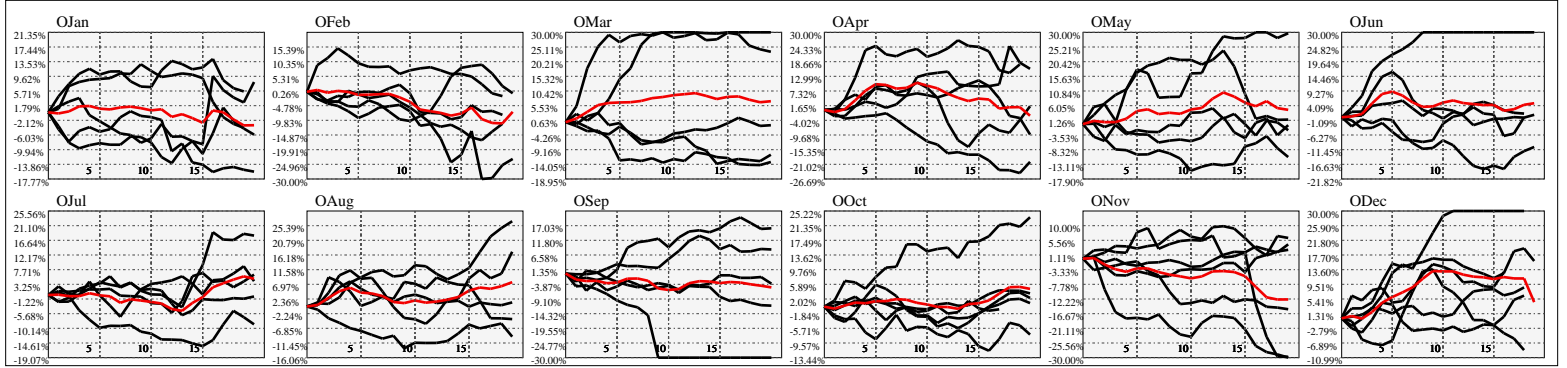
Hi-Resolution Calendrical Harmonics..Range 2020-01-17 to 2020-01-31



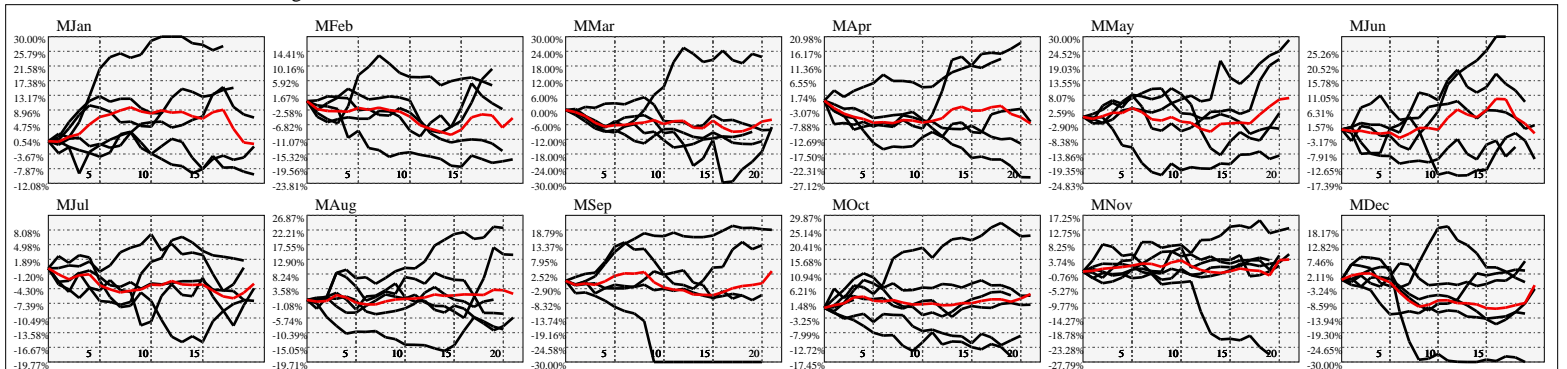
Calendrical Harmonics Standard..



Calendrical Harmonics 3rd Friday..



Calendrical Harmonics Moon Aligned..



Calendrical Harmonics Weekly w/ Day Of Week Alignments..

