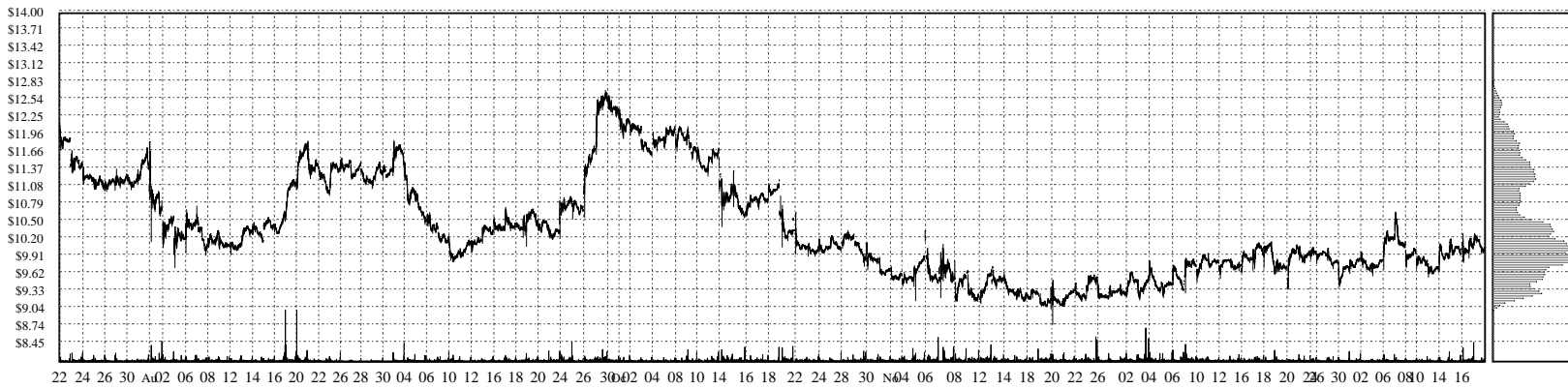
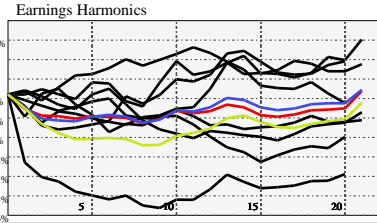


GOOS- Canada Goose Holdings Inc.

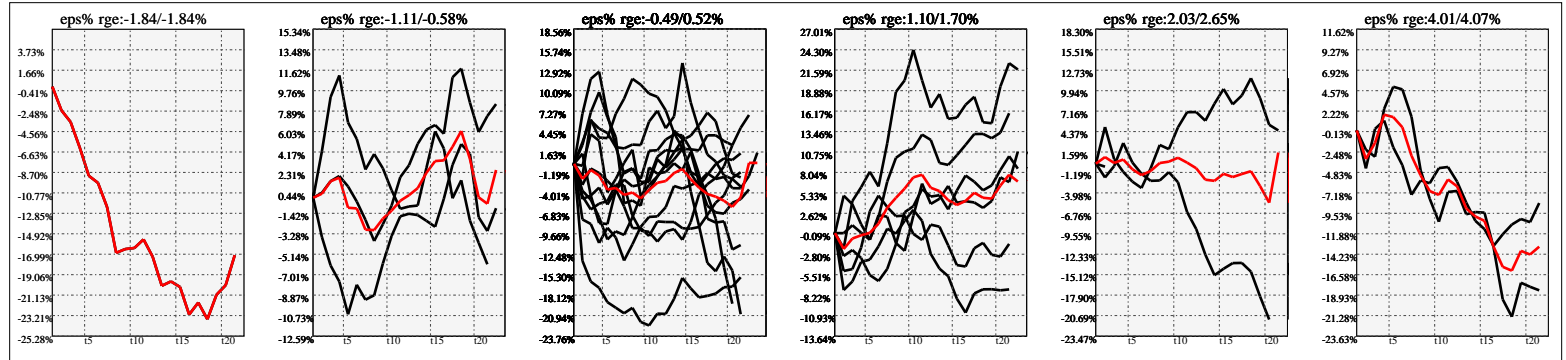


Company Snapshot: GOOS

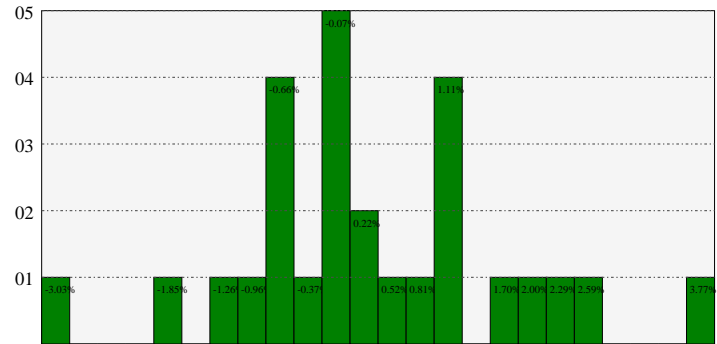
Date	Rev. \$\$	Profit R:	Gross Profit	ebitda	ebitda R:	eps	eps%	Dbt. Exp	Dbt. R:	Net Inc.	Netl R:
2023-03-31	1.217B	0.67	815.2M	135.5M	0.11	0.7	3.8%	32.1M	0.02638	72.7M	0.0597
2022-03-31	1.098B	0.67	733.6M	156.7M	0.14	0.87	3.2%	28.7M	0.02613	94.6M	0.0861
2021-03-31	903.7M	0.61	554.0M	186.7M	0.21	0.64	1.6%	27.2M	0.03010	70.2M	0.0777
2020-03-31	958.1M	0.62	593.3M	255.2M	0.27	1.35	6.6%	28.4M	0.02964	151.7M	0.1583
2019-03-31	830.5M	0.62	516.8M	219.3M	0.26	1.31	2.7%	14.1M	0.01698	143.6M	0.1729
2018-03-31	591.2M	0.59	347.6M	152.3M	0.26	0.9	2.7%	12.9M	0.02180	96.1M	0.1625
2017-03-31	403.8M	0.53	212.1M	49.0M	0.12	0.22	1.3%	9.962M	0.02467	21.6M	0.0536
2016-03-31	290.8M	0.50	145.6M	46.7M	0.16	0.25		7.851M	0.02700	26.5M	0.0911



Earnings Quadrature: Size[6]



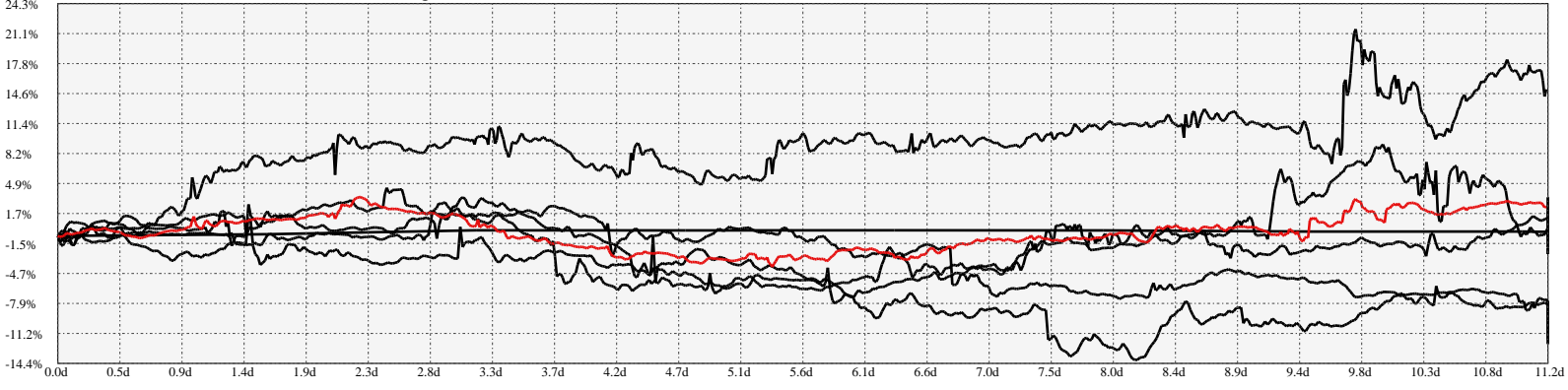
Earnings Frequency Spectrum: -3.03% to 3.77%



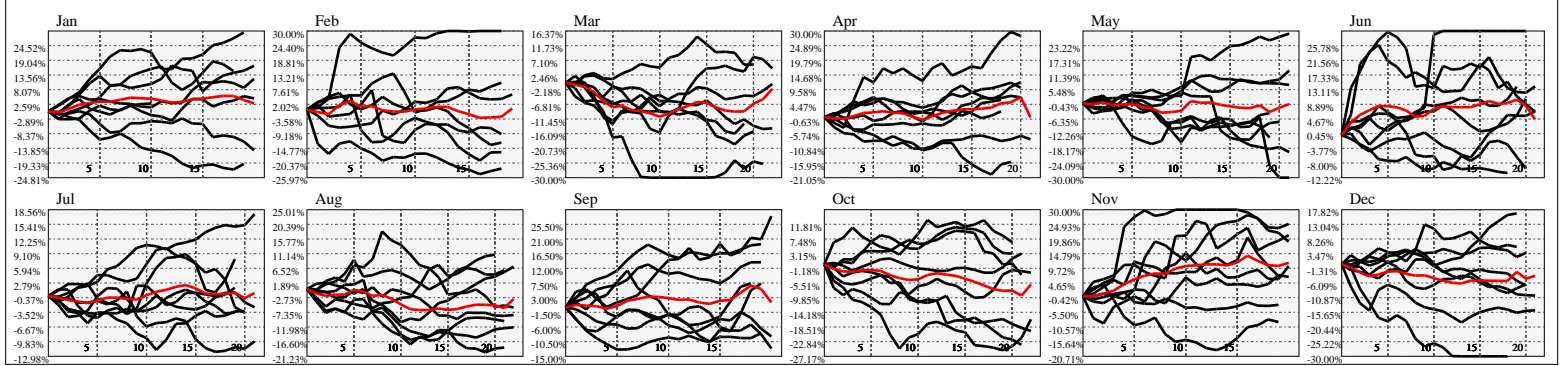
Earnings Calendar As of: 2025-Jan-17

Date	days..	eps \$	Earnings Est.

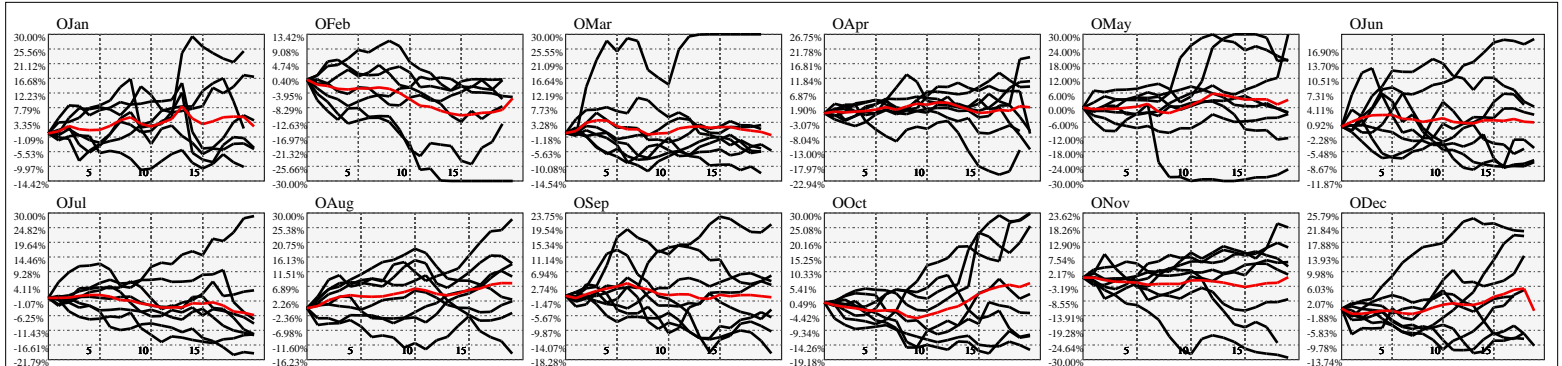
Hi-Resolution Calendrical Harmonics..Range 2020-01-17 to 2020-01-31



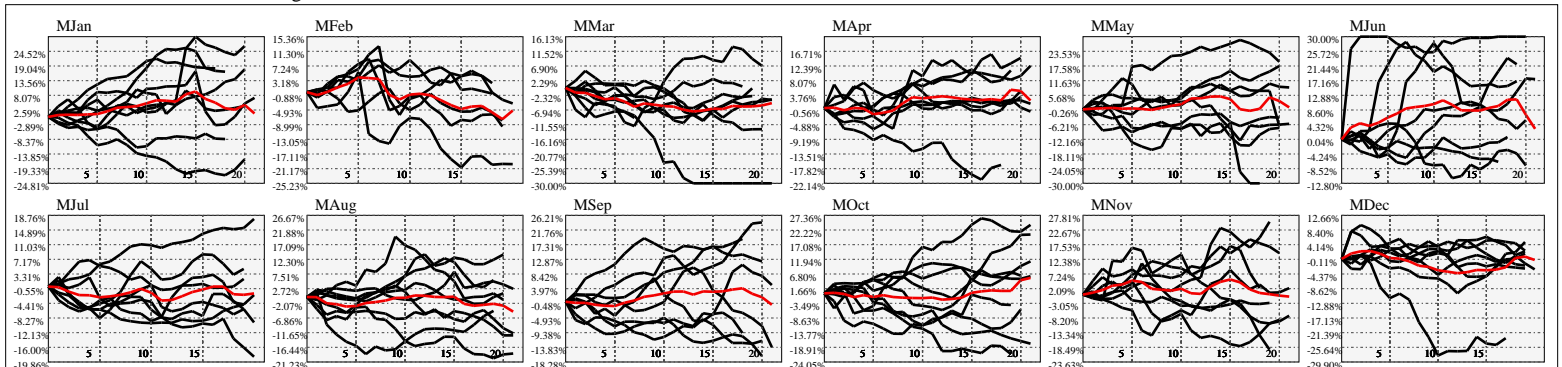
Calendrical Harmonics Standard..



Calendrical Harmonics 3rd Friday..



Calendrical Harmonics Moon Aligned..



Calendrical Harmonics Weekly w/ Day Of Week Alignments..

