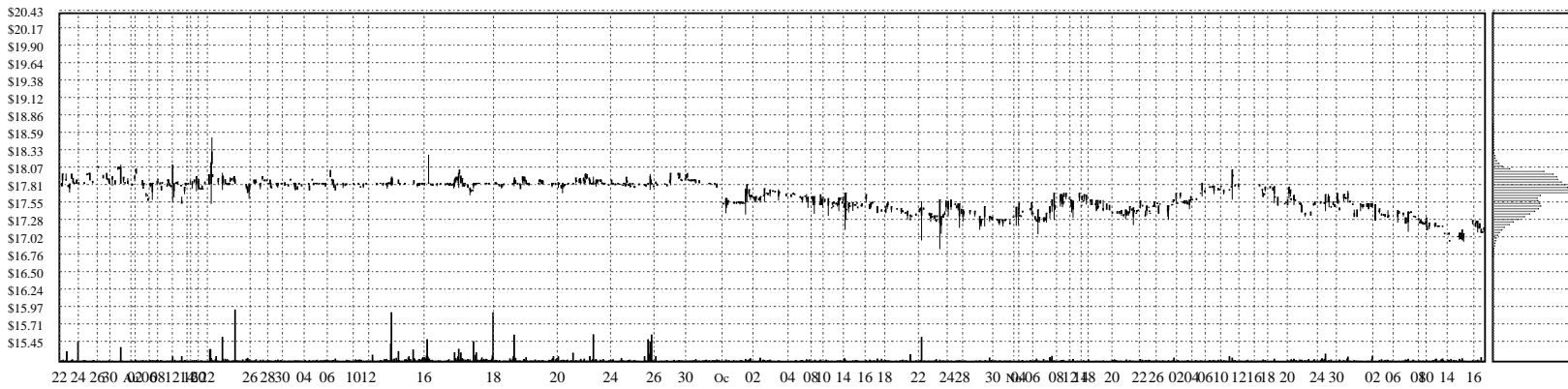
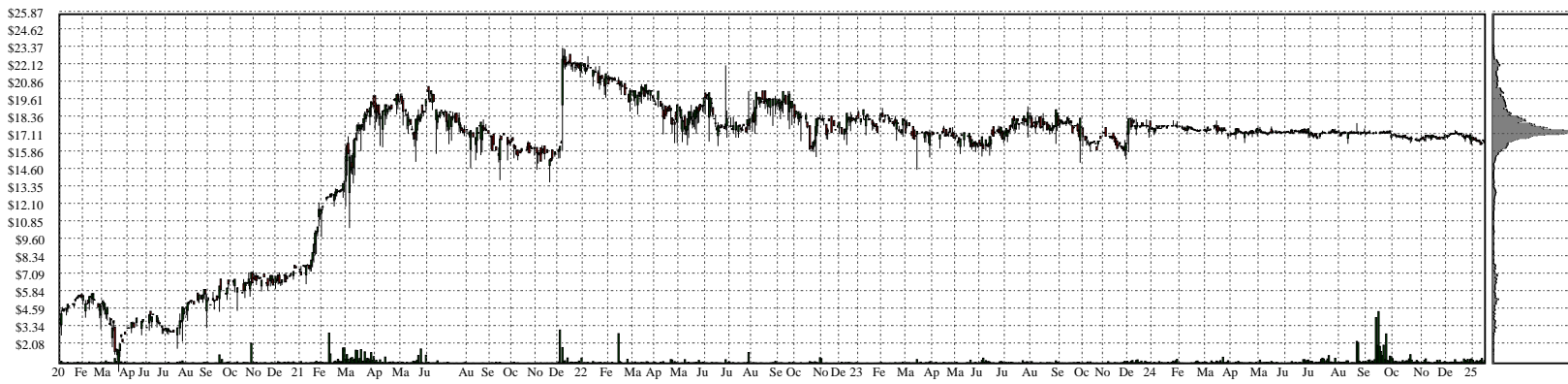
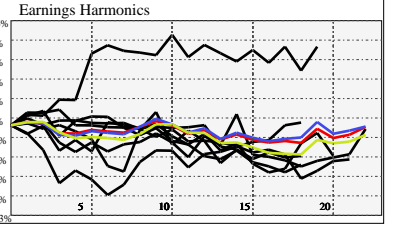


HOVNP- Hovnanian Enterprises Inc. Dep Shr Srs A

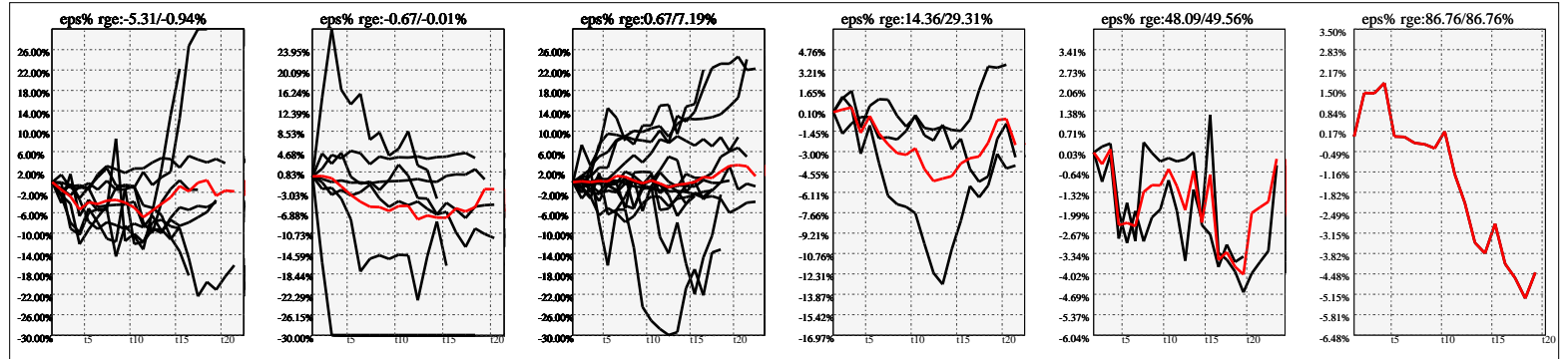


Company Snapshot: HOVNP

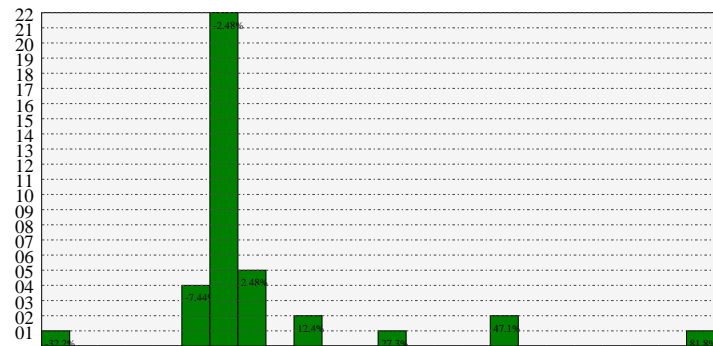
Date	Rev. \$\$	Profit R:	Gross Profit	ebitda	ebitda R:	eps	eps%	Dbt. Exp	Dbt. R:	Net Inc.	Netl R:
2023-10-31	2.756B	0.21	580.1M	335.7M	0.12	33.05	186.2%	54.1M	0.01962	205.9M	0.0747
2022-10-31	2.922B	0.22	643.4M	373.9M	0.13	30.31	158.9%	47.3M	0.01620	225.5M	0.0772
2021-10-31	2.783B	0.19	540.8M	271.3M	0.10	87.5	516.2%	77.7M	0.02793	607.8M	0.2184
2020-10-31	2.344B	0.16	372.2M	145.9M	0.06	7.48	93.9%	103.8M	0.04429	50.9M	0.0217
2019-10-31	2.017B	0.15	298.6M	92.8M	0.05	-7.06	-186.3%	90.1M	0.04465	-42.1M	-0.0209
2018-10-31	1.991B	0.16	325.4M	119.0M	0.06	0.76	17.4%	103.3M	0.05188	4.520M	0.0023
2017-10-31	2.452B	0.14	351.2M	86.9M	0.04	-56.23	-802.1%	97.3M	0.03969	-332.2M	-0.1355
2016-10-31	2.752B	0.13	358.9M	96.6M	0.04	-0.48	-10.6%	91.0M	0.03305	-2.819M	-0.0010



Earnings Quadrature: Size[6]



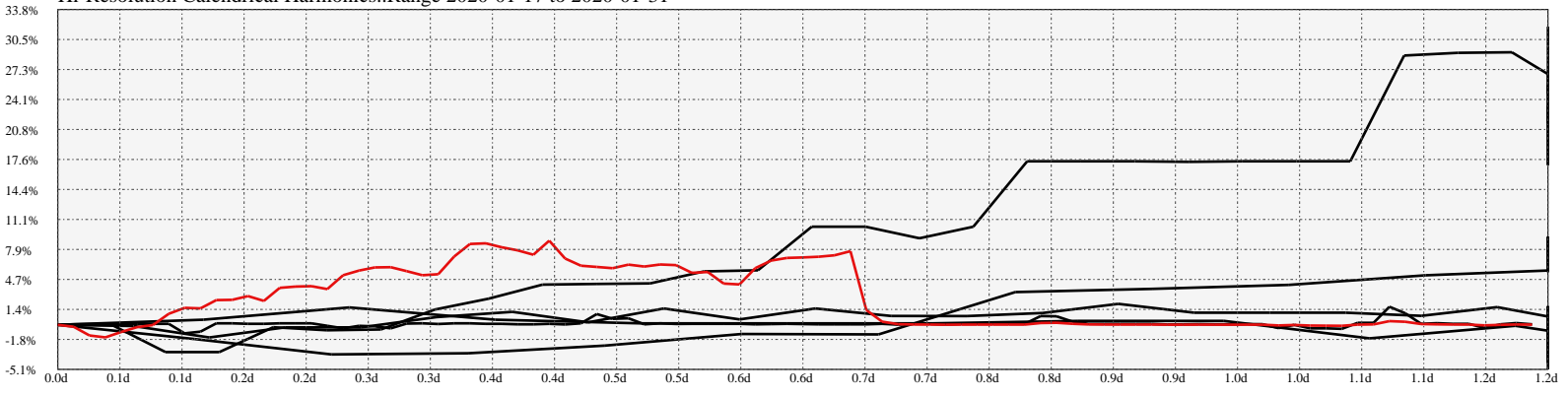
Earnings Frequency Spectrum: -32.23% to 81.80%



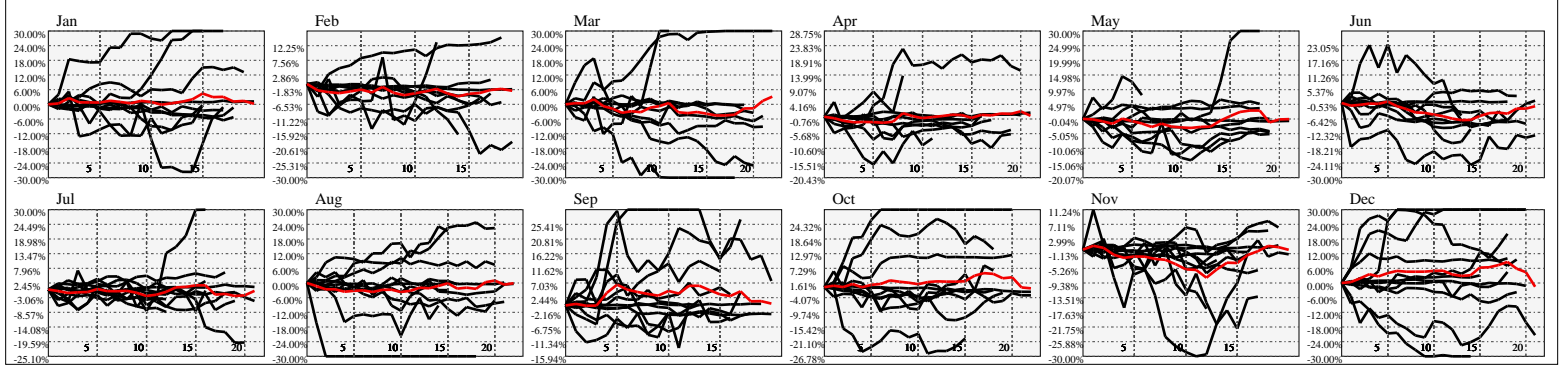
Earnings Calendar As of: 2025-Jan-17

Date	days..	eps \$	Earnings Est.

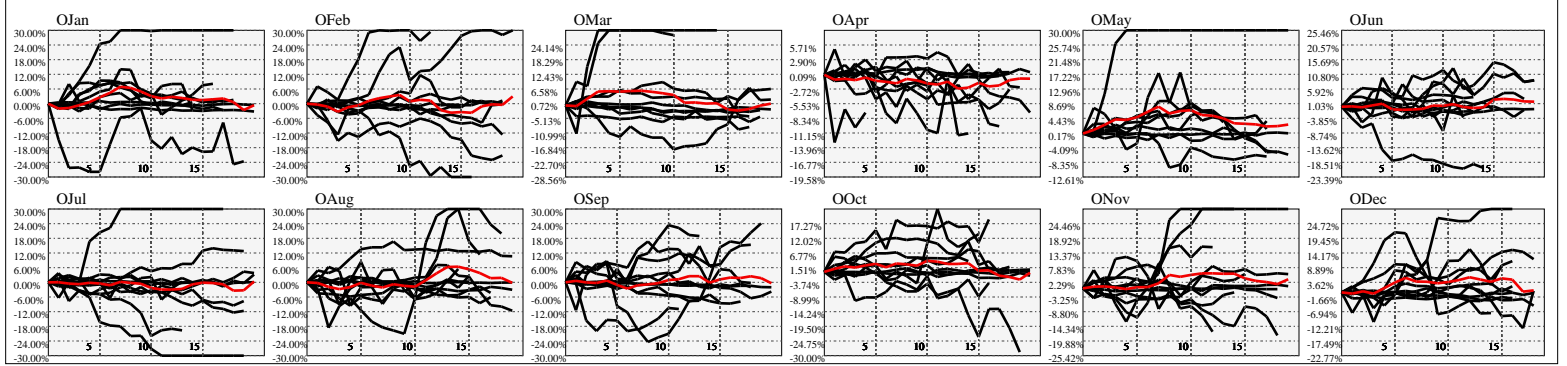
Hi-Resolution Calendrical Harmonics..Range 2020-01-17 to 2020-01-31



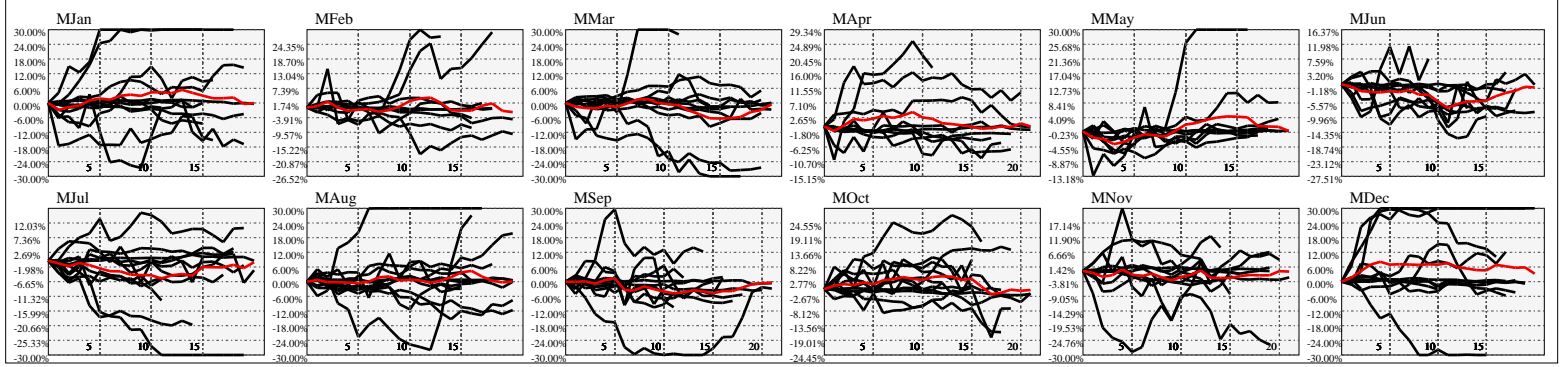
Calendrical Harmonics Standard..



Calendrical Harmonics 3rd Friday..



Calendrical Harmonics Moon Aligned..



Calendrical Harmonics Weekly w/ Day Of Week Alignments..

