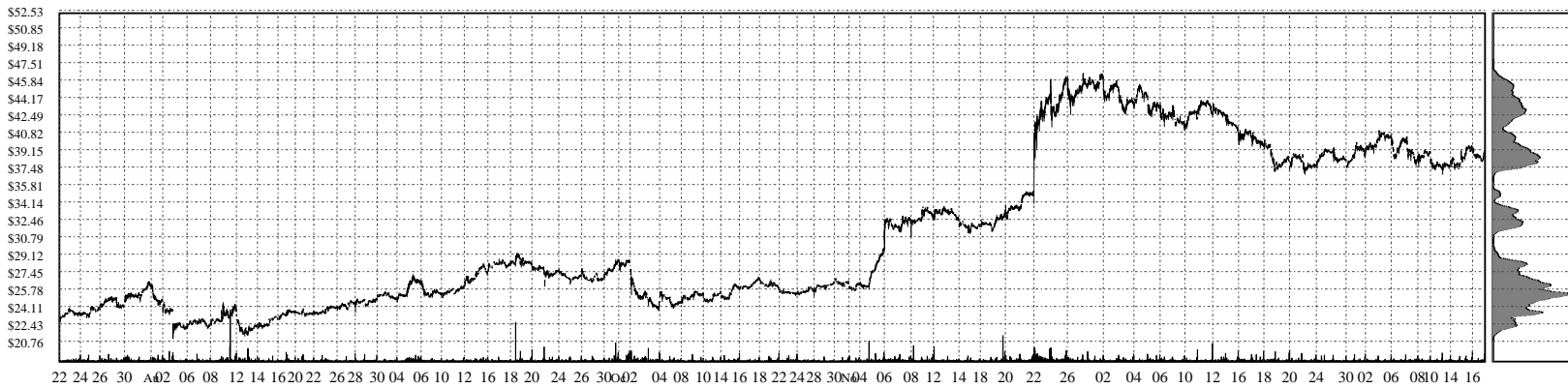
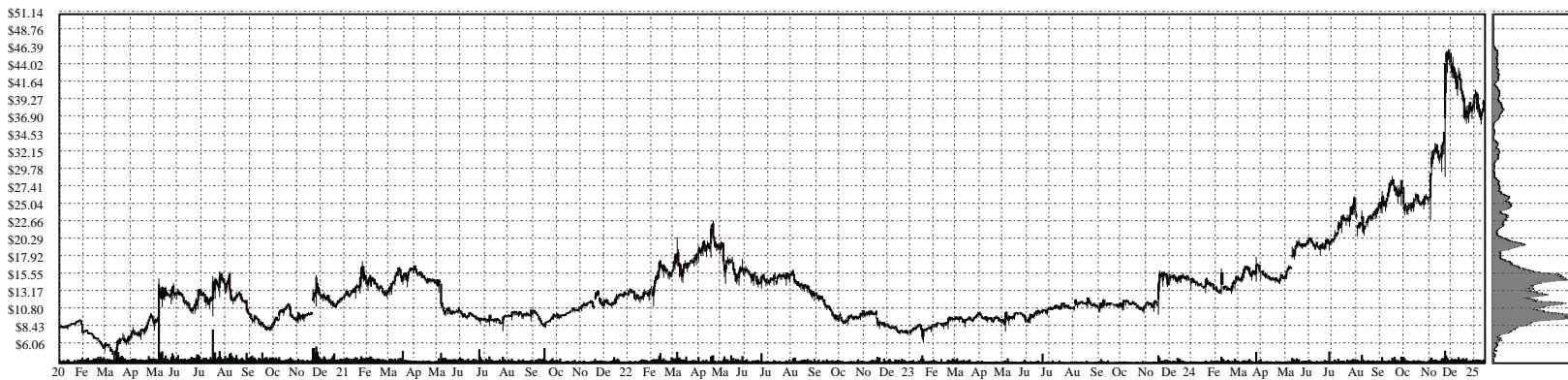
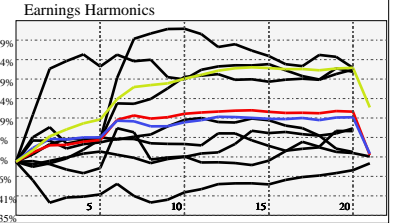


NGVC- NATURAL GROCERS BY VITAMIN COTTAGE, INC

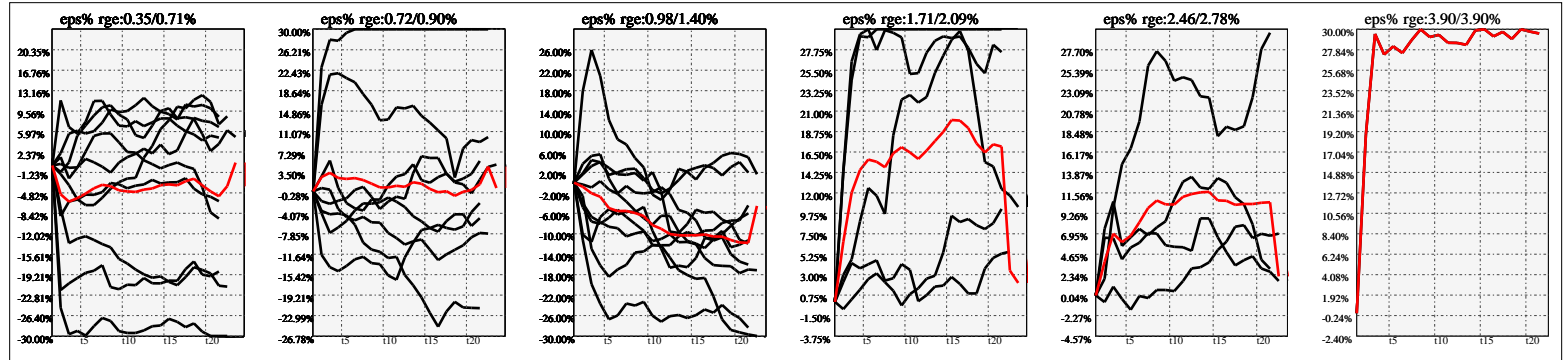


Company Snapshot: NGVC

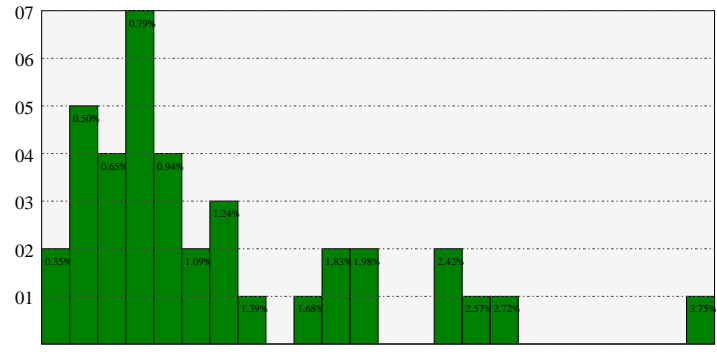
Date	Rev. \$\$	Profit R:	Gross Profit	ebitda	ebitda R:	eps	eps%	Dbt. Exp	Dbt. R:	Net Inc.	Netl R:
2023-09-30	1.141B	0.29	326.9M	62.6M	0.05	1.02	8.0%	3.299M	0.00289	23.2M	0.0204
2022-09-30	1.090B	0.28	304.9M	59.2M	0.05	0.94	8.6%	2.371M	0.00218	21.4M	0.0196
2021-09-30	1.056B	0.28	292.2M	58.9M	0.06	0.91	8.0%	2.271M	0.00215	20.6M	0.0195
2020-09-30	1.037B	0.27	283.1M	60.5M	0.06	0.89	9.2%	2.048M	0.00198	20.0M	0.0193
2019-09-30	903.6M	0.26	238.8M	47.1M	0.05	0.42	4.1%	4.952M	0.00548	9.416M	0.0104
2018-09-30	849.0M	0.27	225.6M	46.8M	0.06	0.57	3.4%	4.560M	0.00537	12.7M	0.0149
2017-09-30	769.0M	0.28	212.3M	47.4M	0.06	0.31	5.7%	3.793M	0.00493	6.891M	0.0090
2016-09-30	705.5M	0.29	201.8M	51.9M	0.07	0.51	4.7%	3.044M	0.00431	11.5M	0.0163



Earnings Quadrature: Size[6]



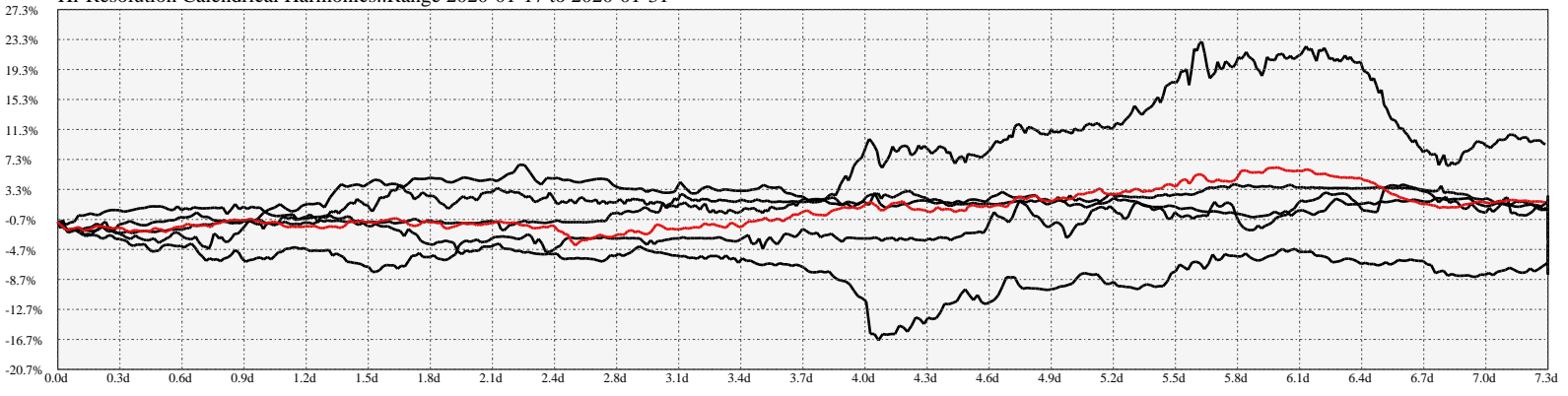
Earnings Frequency Spectrum: 0.35% to 3.75%



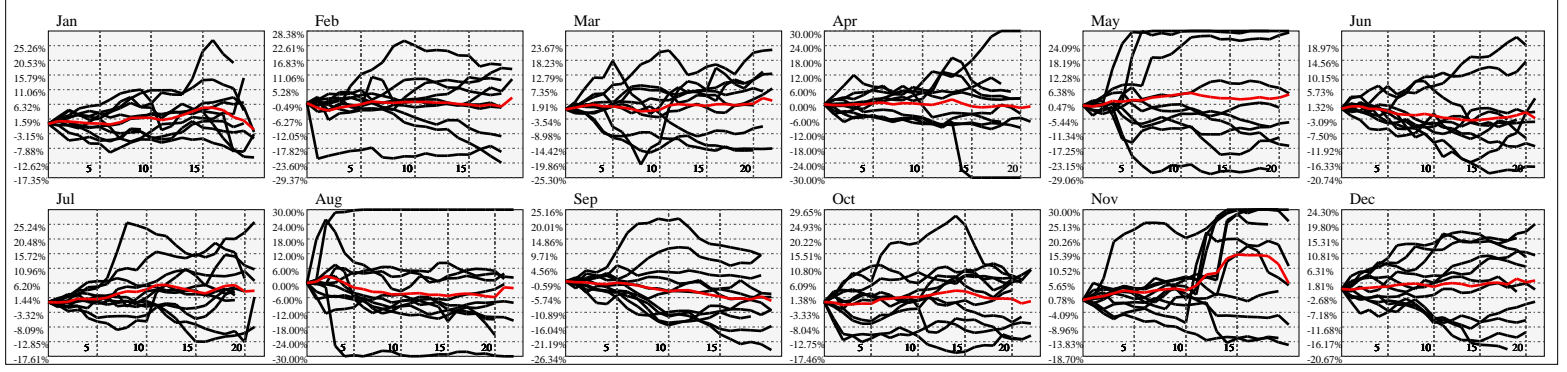
Earnings Calendar As of: 2025-Jan-17

Date	days..	eps \$	Earnings Est.

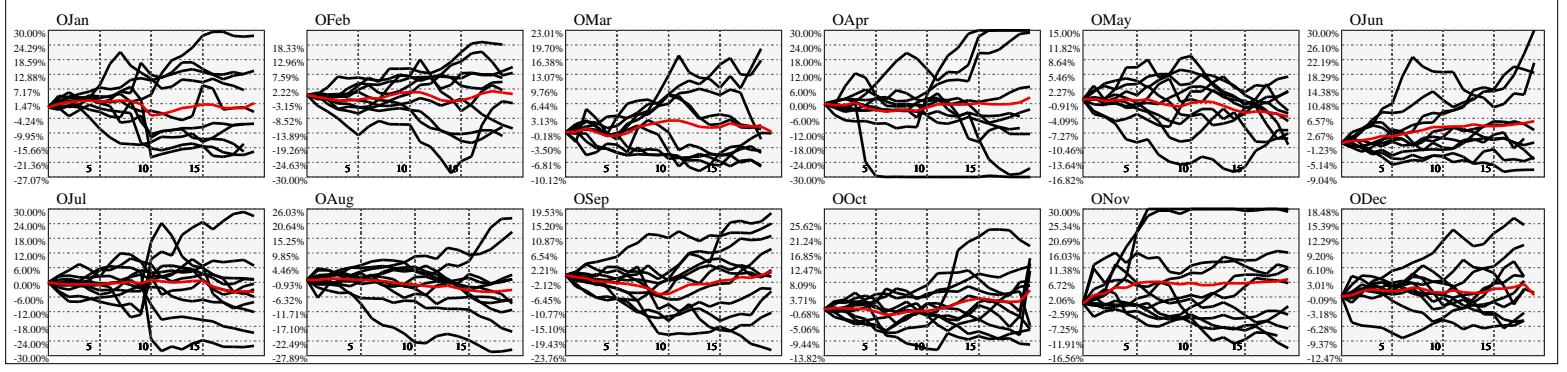
Hi-Resolution Calendrical Harmonics..Range 2020-01-17 to 2020-01-31



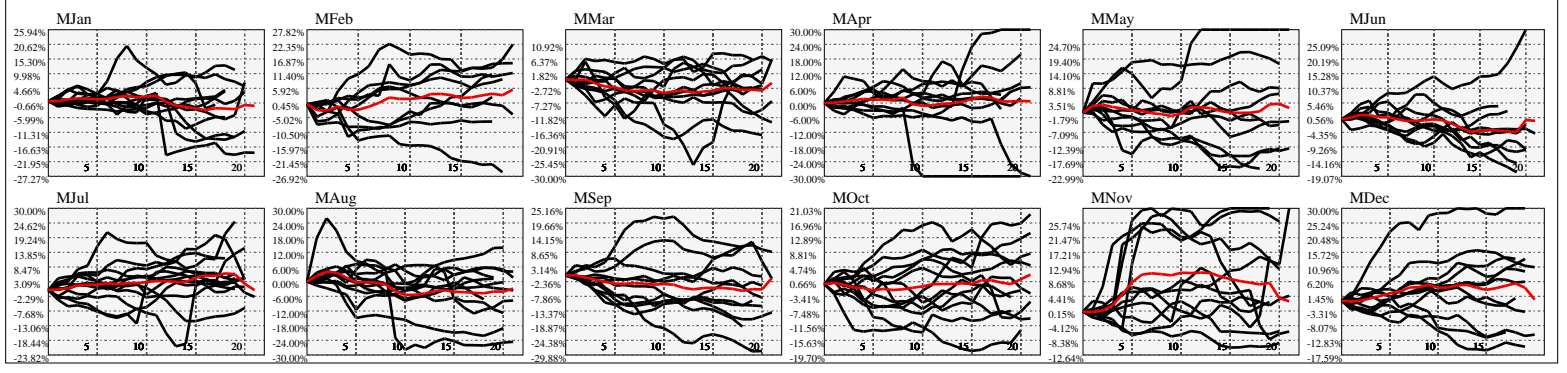
Calendrical Harmonics Standard..



Calendrical Harmonics 3rd Friday..



Calendrical Harmonics Moon Aligned..



Calendrical Harmonics Weekly w/ Day Of Week Alignments..

