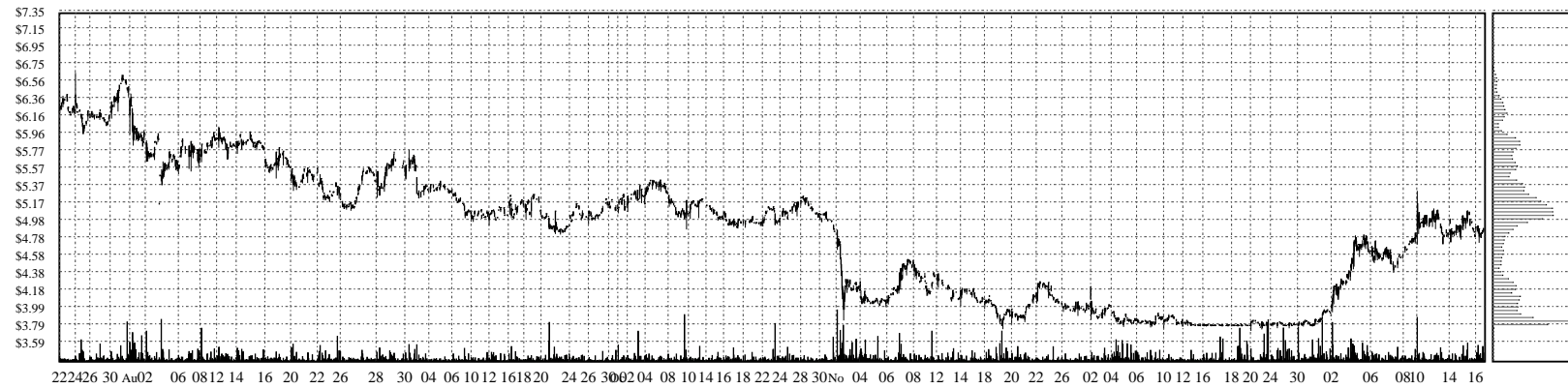
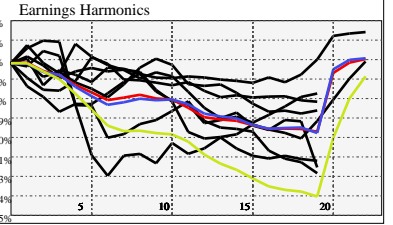


# NRT - North European Oil Royalty Trust

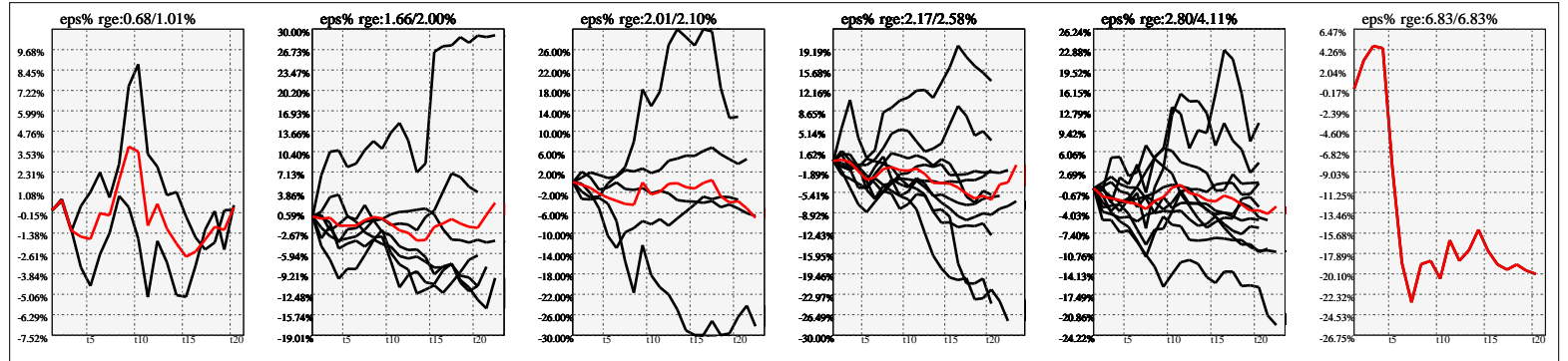


## Company Snapshot: NRT

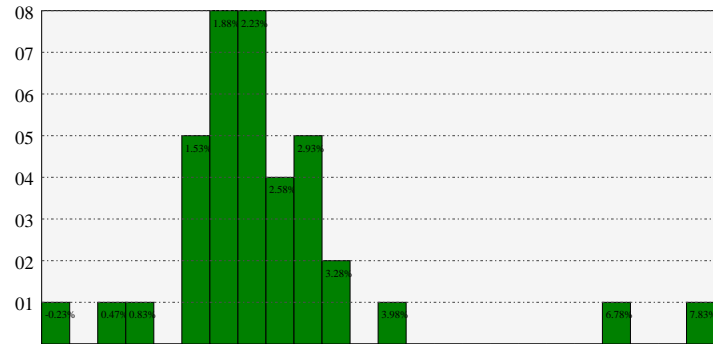
Date	Rev. \$\$	Profit R:	Gross Profit	ebitda	ebitda R:	eps	eps%	Dbt. Exp	Dbt. R:	Net Inc.	Netl R:
2023-10-31	22.0M	1.00	22.0M	21.1M	0.96	2.3	20.9%			21.2M	0.9617
2022-10-31	13.2M	1.00	13.2M	17.1M	1.30	1.86	12.1%	641.00	0.00005	17.1M	1.2948
2021-10-31	4.602M	1.00	4.602M	4.602M	1.00	0.43	4.1%			3.977M	0.8640
2020-10-31	4.050M	1.00	4.050M	4.050M	1.00	0.36	12.0%			3.286M	0.8114
2019-10-31	8.345M	1.00	8.345M	8.345M	1.00	0.82	13.4%			7.578M	0.9081
2018-10-31	7.199M	1.00	7.199M	7.199M	1.00	0.7	9.5%			6.408M	0.8902
2017-10-31	7.762M	0.90	6.961M	7.762M	1.00	0.76	11.4%	819.8k	0.10562	7.026M	0.9052
2016-10-31	6.961M	1.78	12.4M	6.961M	1.00	0.67	9.2%	809.9k	0.11635	6.141M	0.8822



## Earnings Quadrature: Size[6]



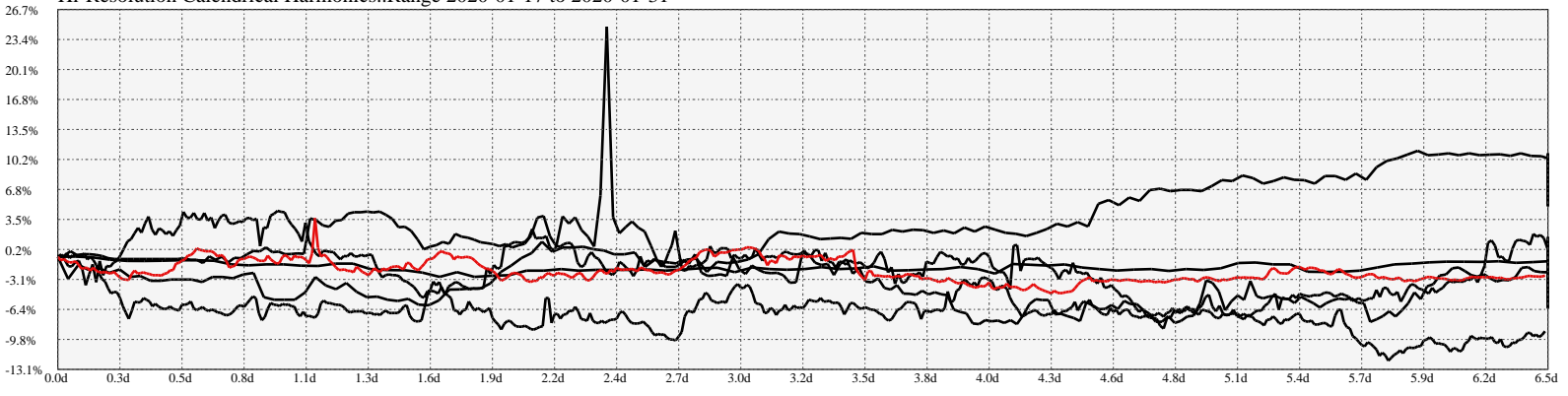
## Earnings Frequency Spectrum: -0.23% to 7.83%



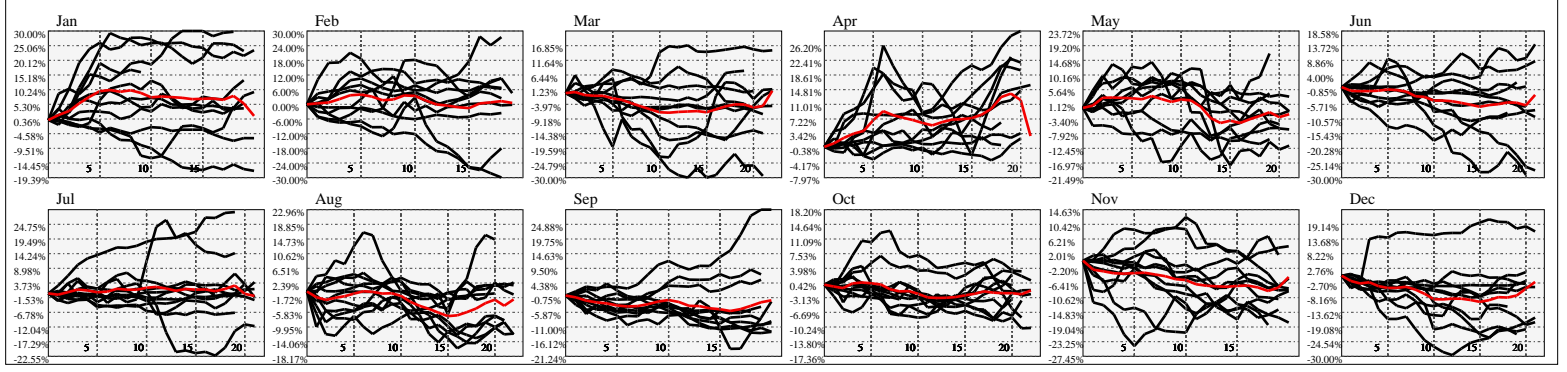
## Earnings Calendar As of: 2025-Jan-17

Date	days..	eps \$	Earnings Est.

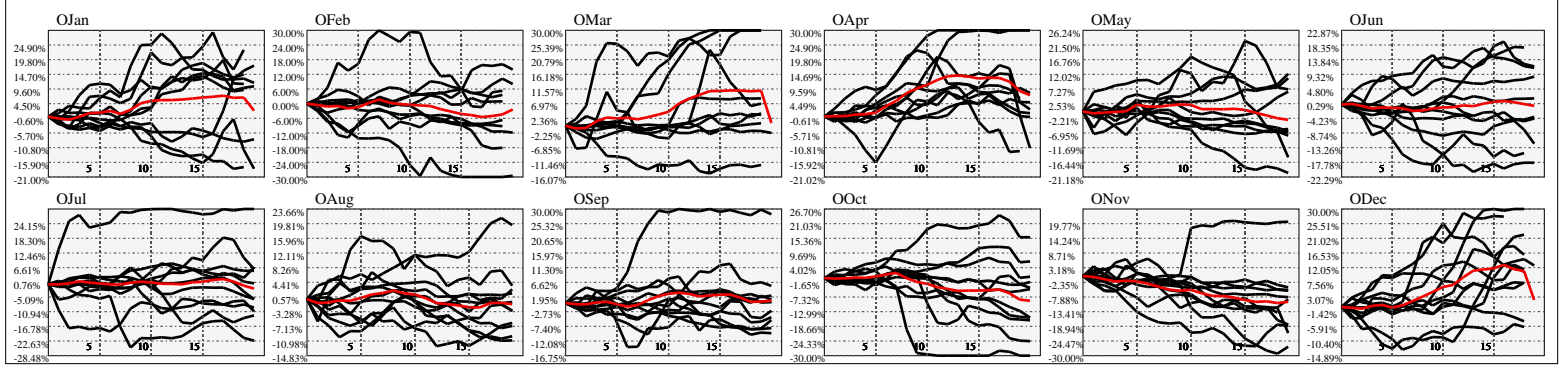
Hi-Resolution Calendrical Harmonics..Range 2020-01-17 to 2020-01-31



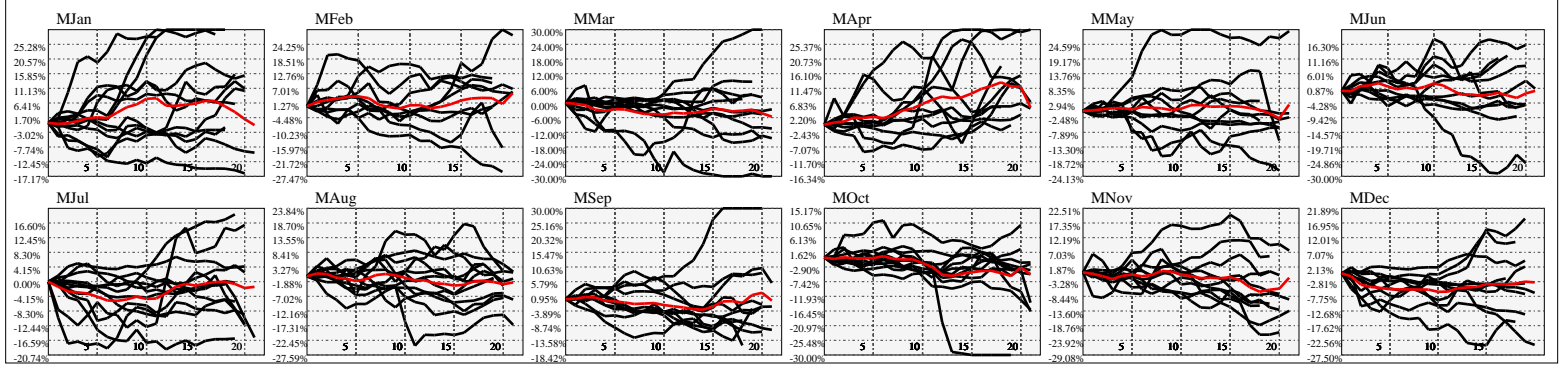
Calendrical Harmonics Standard..



Calendrical Harmonics 3rd Friday..



Calendrical Harmonics Moon Aligned..



Calendrical Harmonics Weekly w/ Day Of Week Alignments..

