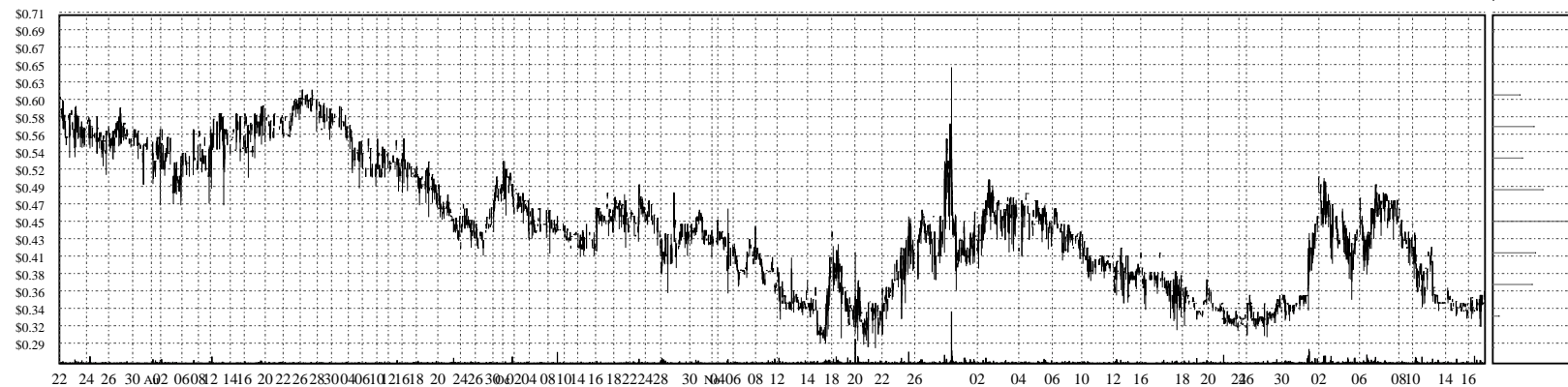
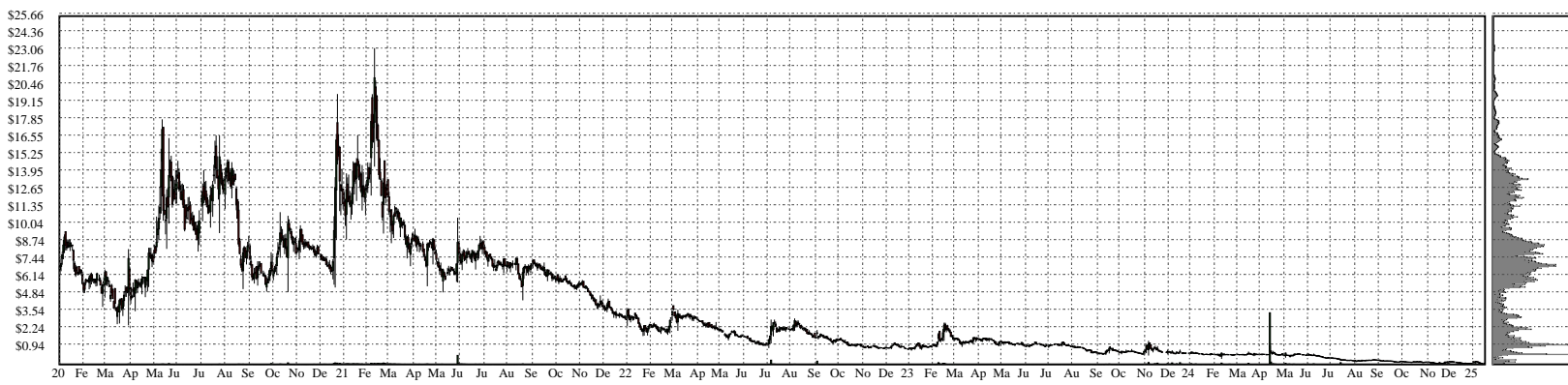
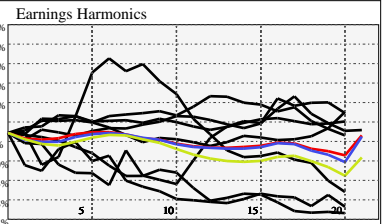


ONVO- Organovo Holdings Inc.




Company Snapshot: ONVO

Date	Rev. \$\$	Profit R:	Gross Profit	ebitda	ebitda R:	eps	eps%	Dbt. Exp	Dbt. R:	Net Inc.	Netl R:
2023-03-31	370.0k	1.00	370.0k	-17.5M	-47.18	-1.98	-90.8%	-470.0k	-1.27027	-17.3M	-46.6459
2022-03-31	1.500M	1.00	1.500M	-11.3M	-7.56	-1.32	-34.5%	8.00k	0.00533	-11.4M	-7.6320
2021-03-31				-16.8M		-2.44	-26.3%			-16.8M	
2020-03-31	2.196M	0.85	1.868M	-21.0M	-9.55	-2.89	-50.7%			-18.7M	-8.5200
2019-03-31	3.091M	0.84	2.609M	-26.2M	-8.49	-4.62	-22.4%	-579.0k	-0.18732	-26.6M	-8.6170
2018-03-31	4.603M	0.78	3.573M	-34.0M	-7.39	-6.49	-32.5%	-474.0k	-0.10298	-34.8M	-7.5609
2017-03-31	4.230M	0.77	3.274M	-37.2M	-8.80	-7.87	-12.8%	-151.0k	-0.03570	-38.4M	-9.0891
2016-03-31	1.483M	1.00	1.483M	-37.7M	-25.45	-8.35	-18.9%	-71.00k	-0.04788	-38.6M	-26.0115



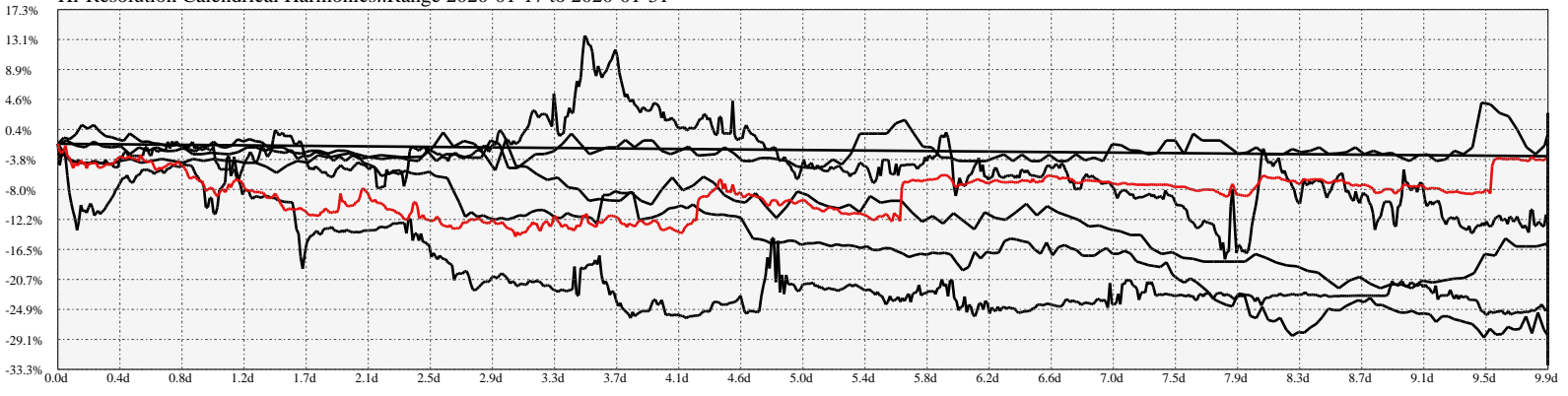
Earnings Frequency Spectrum: -234.48% to -10.74%

Earnings Calendar As of: 2025-Jan-17

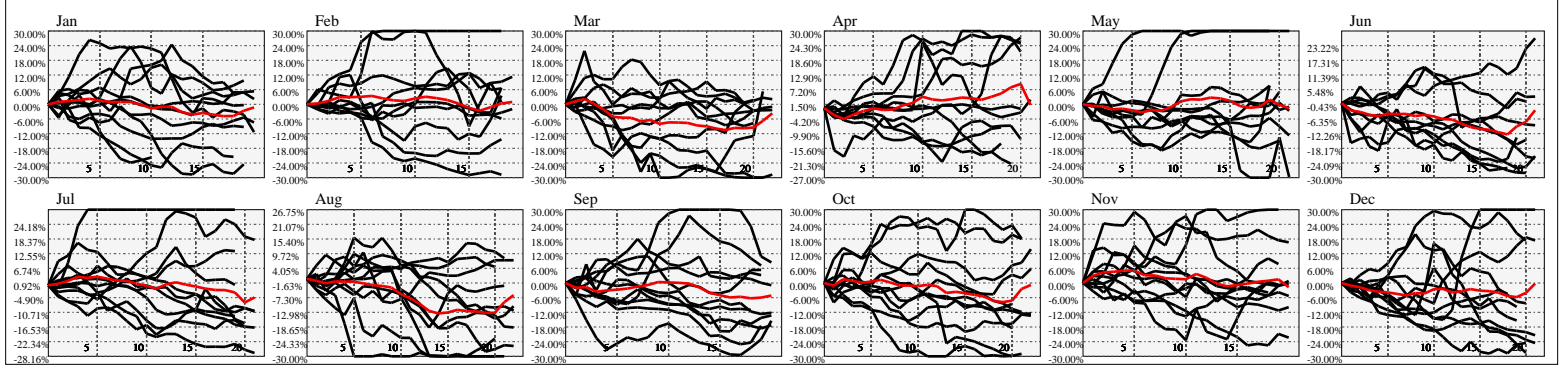


Date	days..	eps \$	Earnings Est.

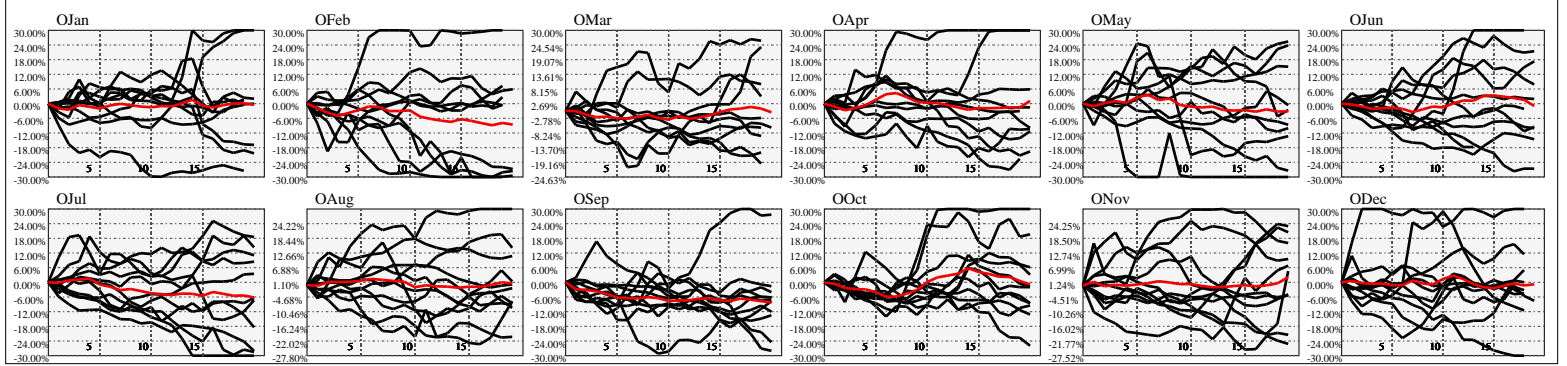
Hi-Resolution Calendrical Harmonics..Range 2020-01-17 to 2020-01-31



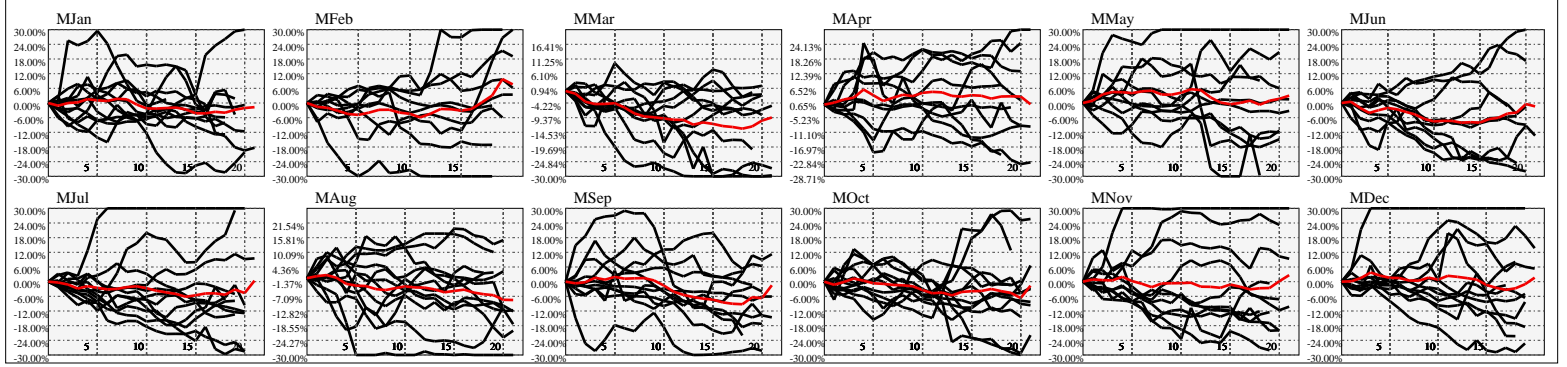
Calendrical Harmonics Standard..



Calendrical Harmonics 3rd Friday..



Calendrical Harmonics Moon Aligned..



Calendrical Harmonics Weekly w/ Day Of Week Alignments..

