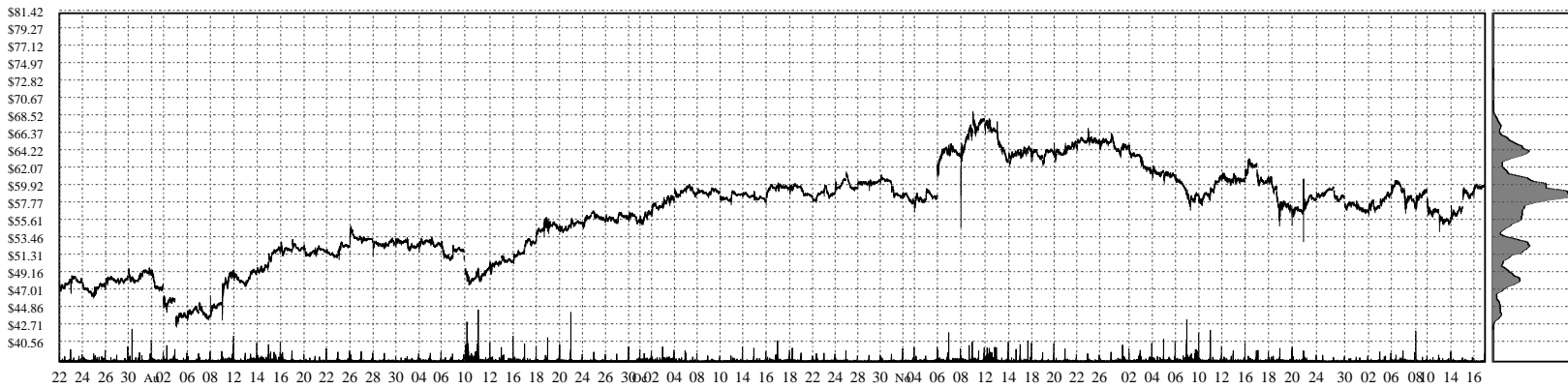
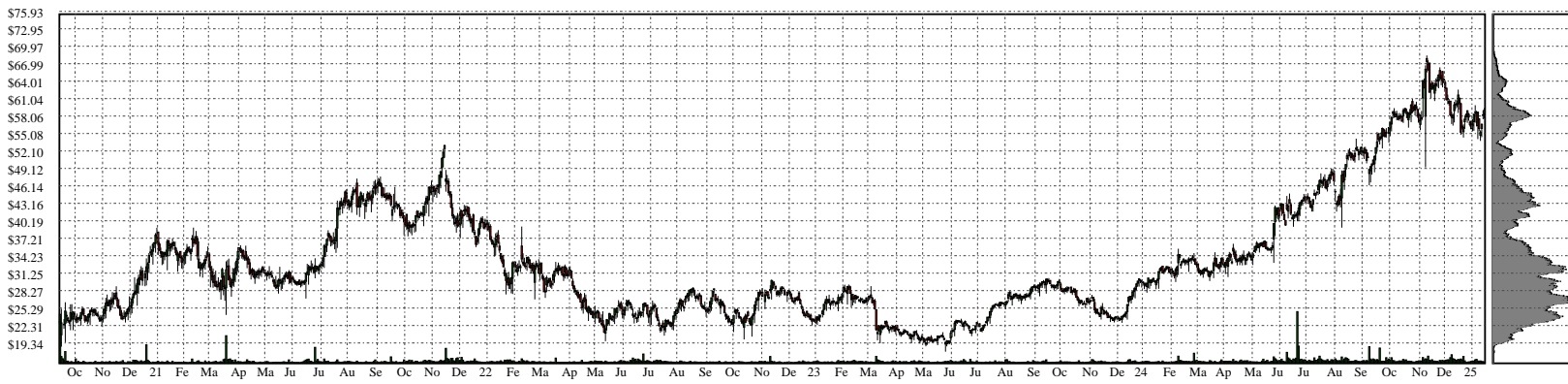
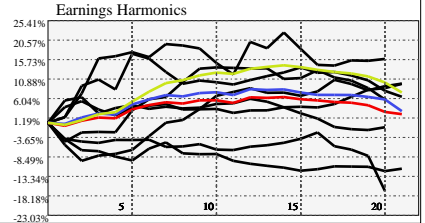


# STEP- StepStone Group Inc. Class A Common Stoc



## Company Snapshot: STEP

Date	Rev. \$\$	Profit R:	Gross Profit	ebitda	ebitda R:	eps	eps%	Dbt. Exp	Dbt. R:	Net Inc.	Netl R:
2023-03-31	-67.6M	4.17	-281.8M	4.00k	-0.00	-0.73	-3.1%	4.189M		-45.3M	0.6700
2022-03-31	1.366B	0.42	576.8M	481.9M	0.35	9.72	29.6%	1.113M	0.00082	484.3M	0.3546
2021-03-31	787.7M	0.49	384.6M	334.3M	0.42	10.61	31.0%	7.360M	0.00934	314.6M	0.3994
2020-03-31	446.6M	0.46	206.2M	159.1M	0.36	4.96		10.2M	0.02286	131.9M	0.2954
2019-03-31	256.3M	0.45	116.5M	75.6M	0.30	2.25		10.3M	0.04004	60.0M	0.2340
2018-03-31	264.3M	0.44	117.6M	86.0M	0.33	3.06		913.0k	0.00345	81.4M	0.3082
2017-03-31	264.3M	0.44	117.6M	86.0M	0.33	3.06		913.0k	0.00345	81.4M	0.3082



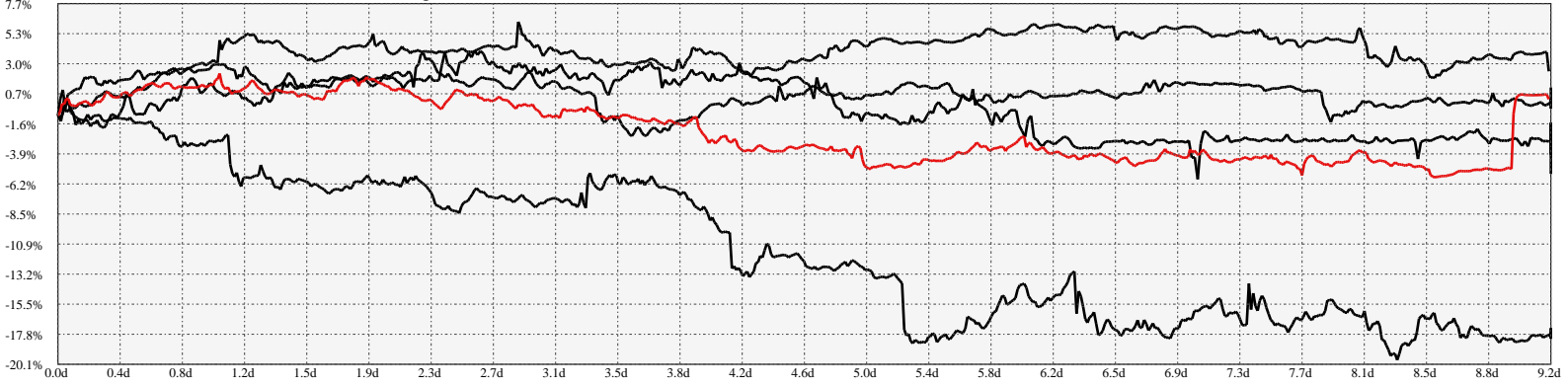
## Earnings Frequency Spectrum: -8.57% to 1.05%



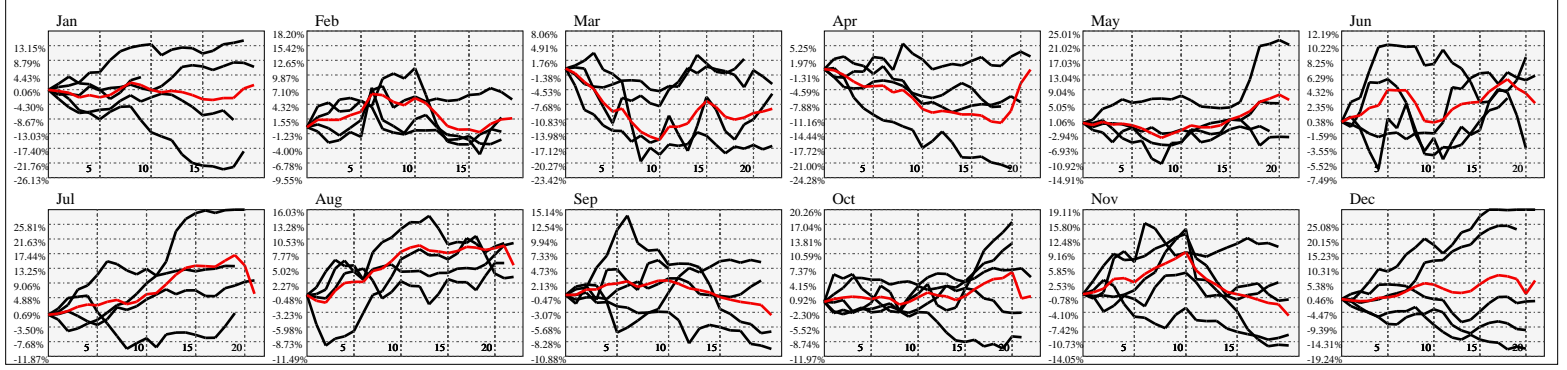
## Earnings Calendar As of: 2025-Jan-17

Date	days..	eps \$	Earnings Est.

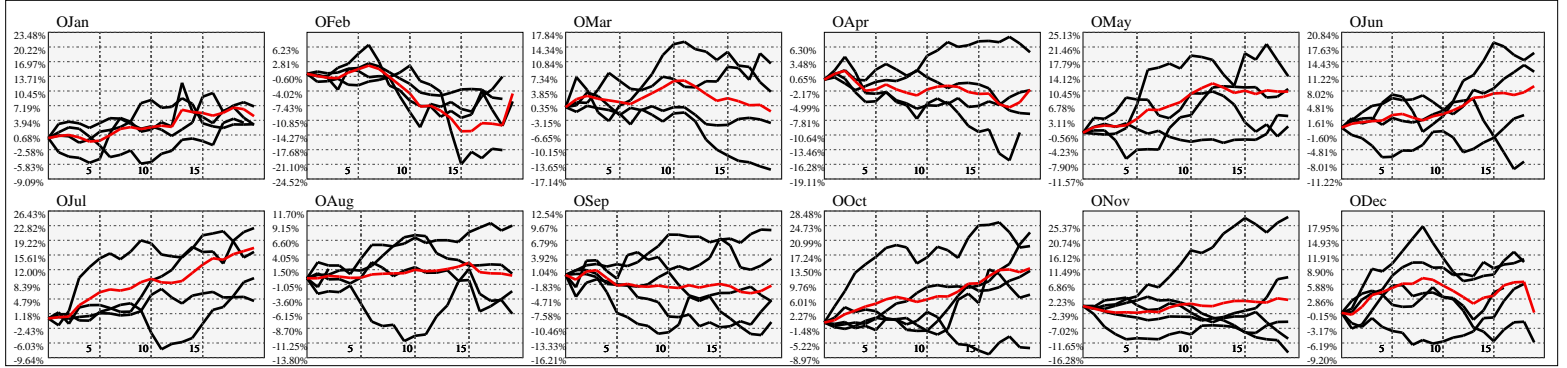
Hi-Resolution Calendrical Harmonics..Range 2021-01-15 to 2021-01-29



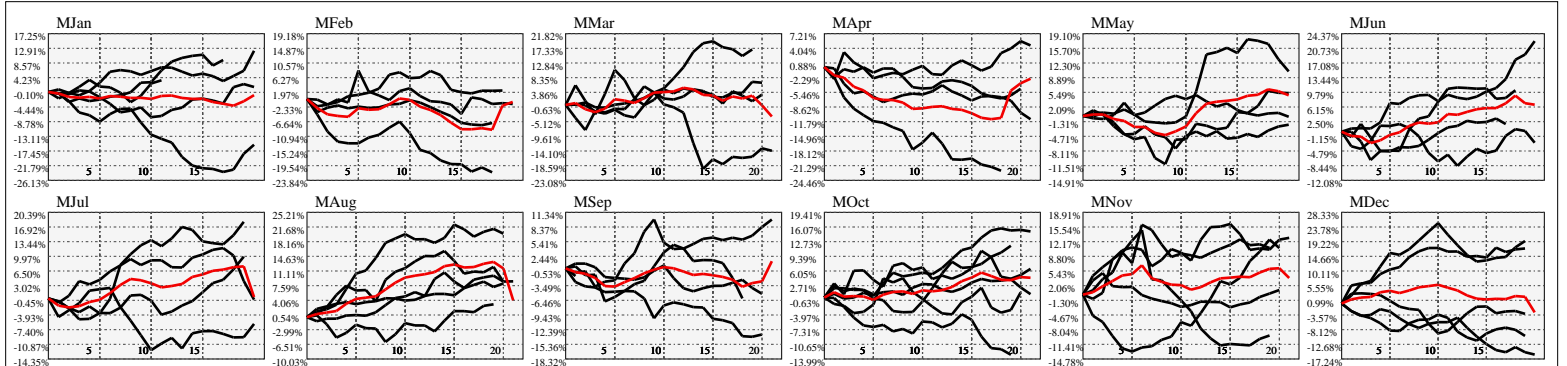
Calendrical Harmonics Standard..



Calendrical Harmonics 3rd Friday..



Calendrical Harmonics Moon Aligned..



Calendrical Harmonics Weekly w/ Day Of Week Alignments..

