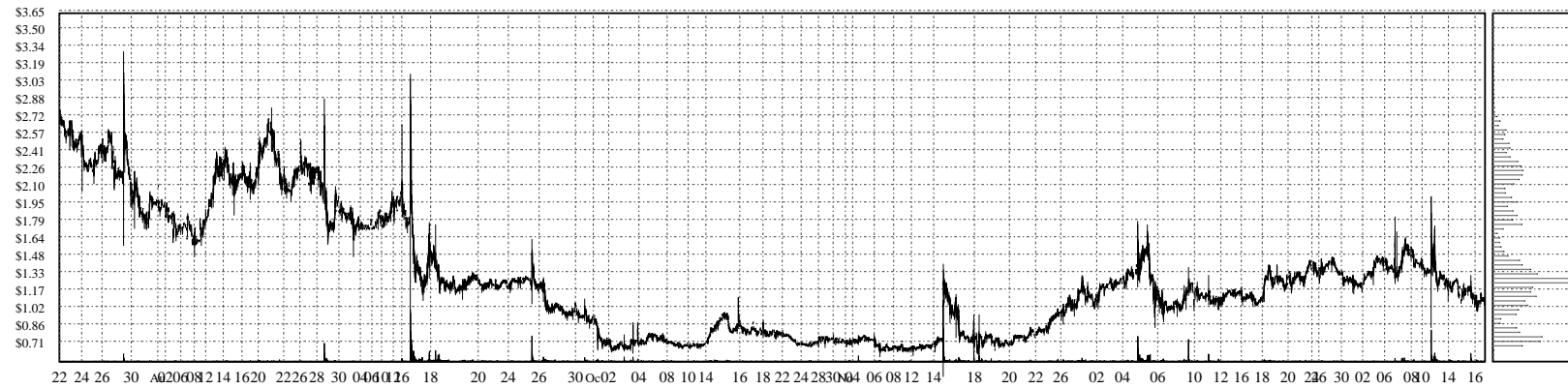
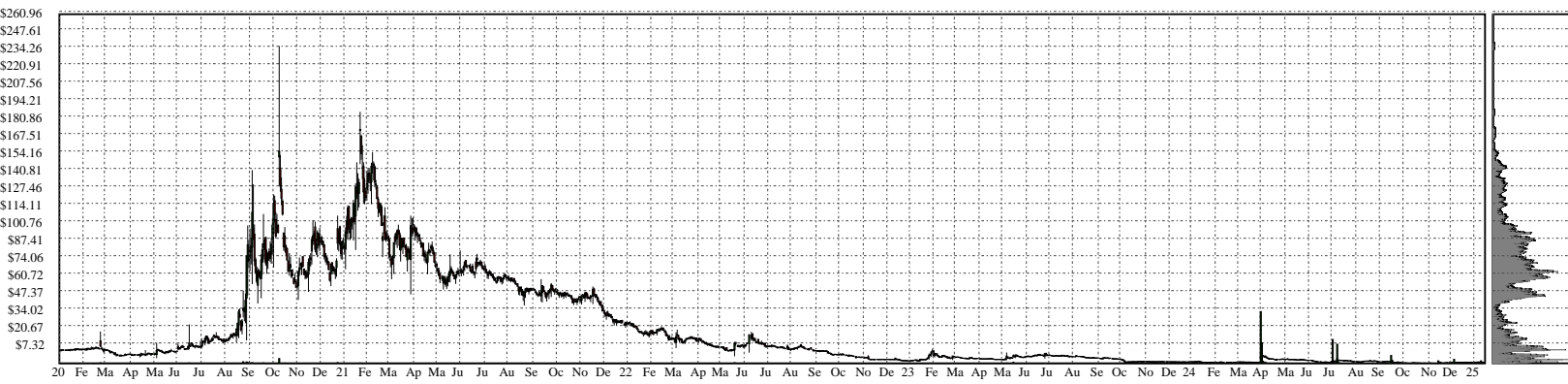
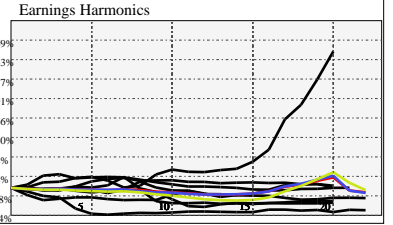


# VVPR - VivoPower International PLC

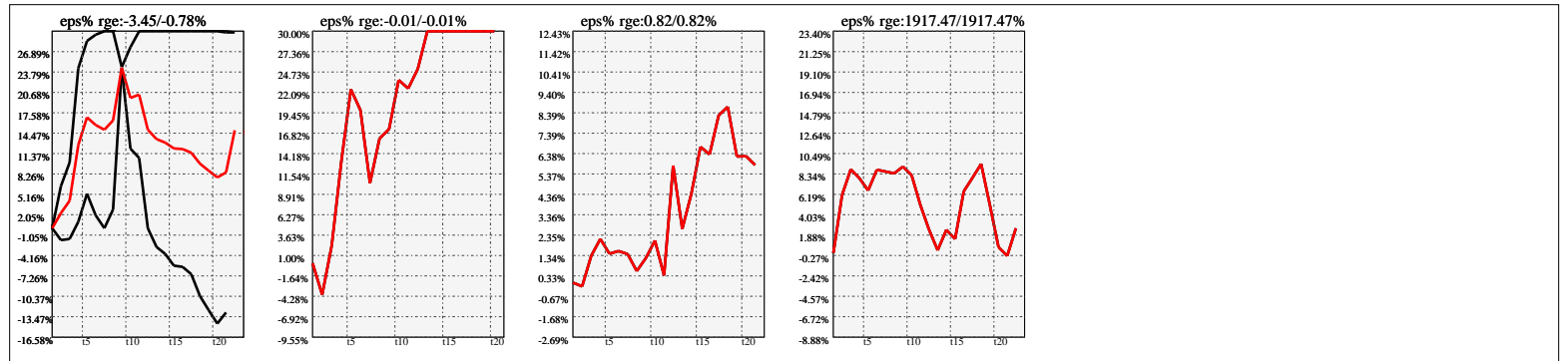


## Company Snapshot: VVPR

Date	Rev. \$\$	Profit R:	Gross Profit	ebitda	ebitda R:	eps	eps%	Dbt. Exp	Dbt. R:	Net Inc.	Netl R:
2023-06-30	15.1M	-0.15	-2.222M	-10.0M	-0.67	-8.15	-119.9%	4.373M	0.28960	-20.1M	-1.3311
2022-06-30	22.4M	0.01	259.0k	-12.2M	-0.55	-1.01	-7.3%	3.728M	0.16607	-20.9M	-0.9330
2021-06-30	40.4M	0.16	6.327M	-2.487M	-0.06	-0.49	-0.7%	3.306M	0.08181	-7.958M	-0.1969
2020-06-30	48.7M	0.16	7.825M	2.097M	0.04	-0.38	-2.9%	2.933M	0.06021	-5.103M	-0.1048
2019-03-31	39.0M	0.16	6.310M	-1.741M	-0.04	-0.83	-6.6%	2.873M	0.07360	-11.2M	-0.2875
2018-03-31	33.6M	0.15	5.123M	-8.056M	-0.24	-2.06	-9.9%	2.928M	0.08702	-27.9M	-0.8286
2017-03-31	32.2M	0.85	27.3M	18.0M	0.56	0.73	1.6%	600.0k	0.01860	5.565M	0.1726
2016-03-31				-279.0k		-0.051		1.00k		-281.0k	



## Earnings Quadrature: Size[6]



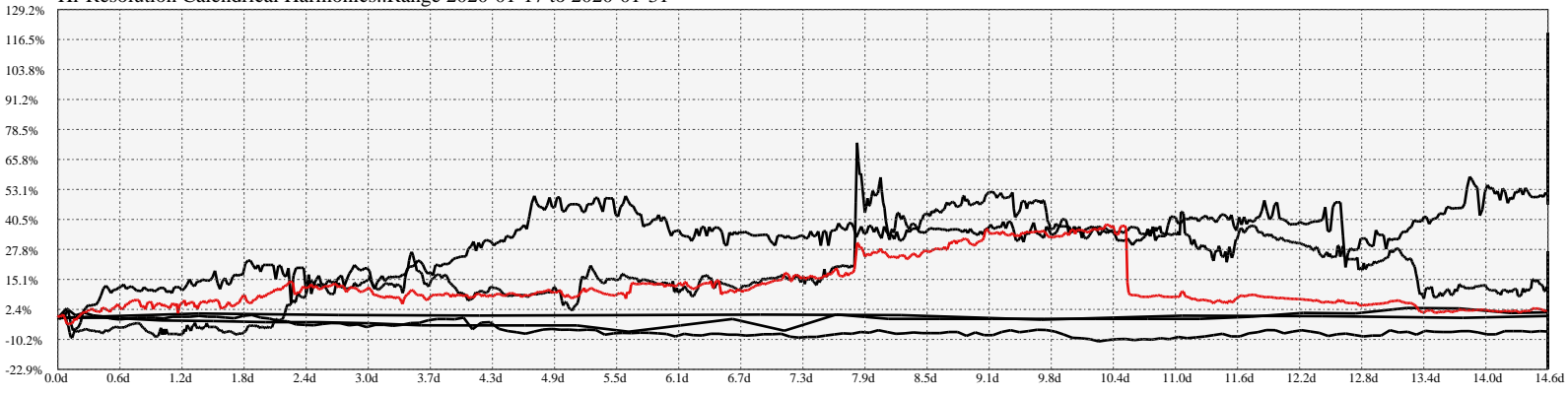
## Earnings Frequency Spectrum: -5.15% to 1837.36%



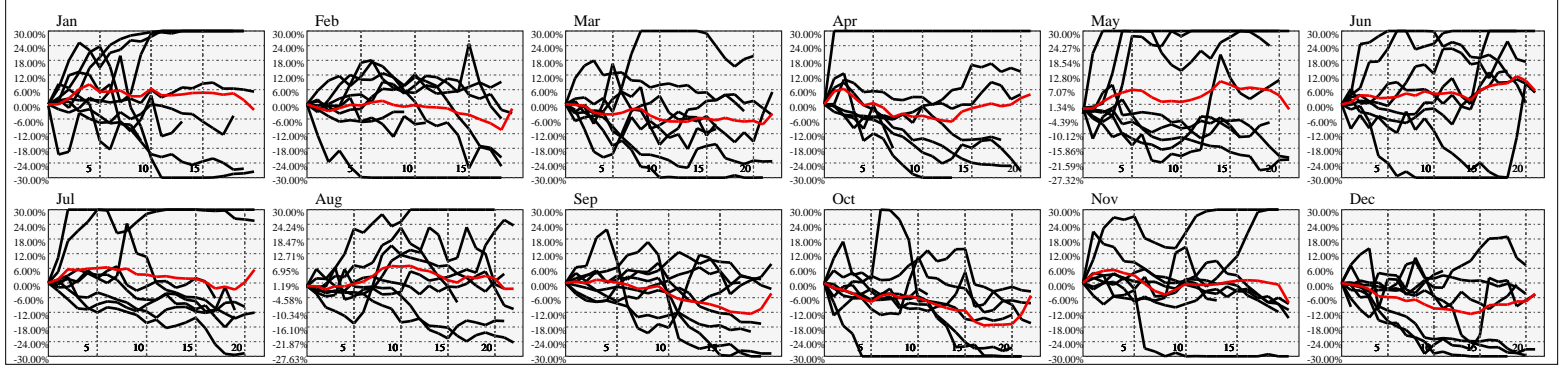
## Earnings Calendar As of: 2025-Jan-17

Date	days..	eps \$	Earnings Est.

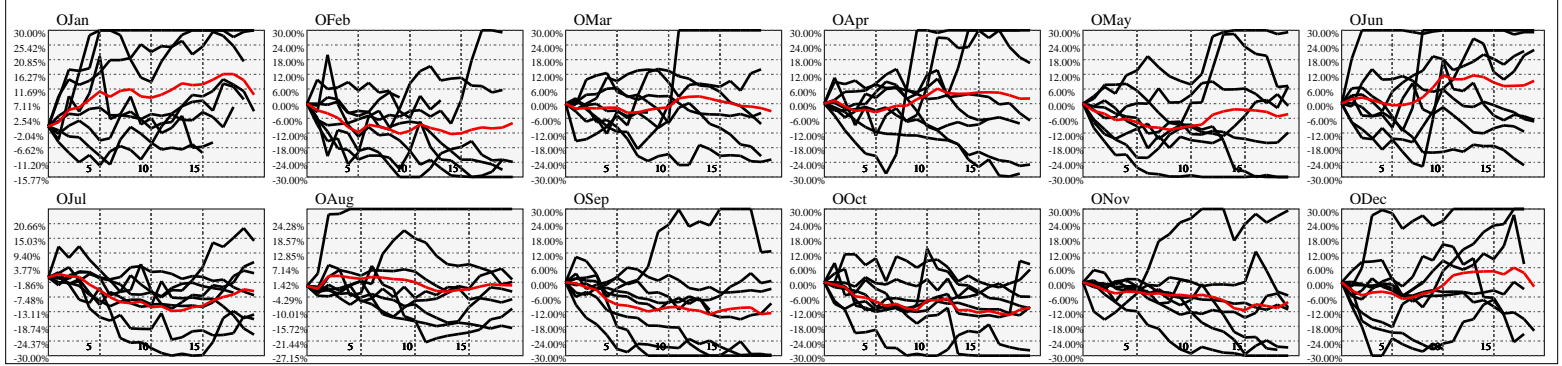
Hi-Resolution Calendrical Harmonics..Range 2020-01-17 to 2020-01-31



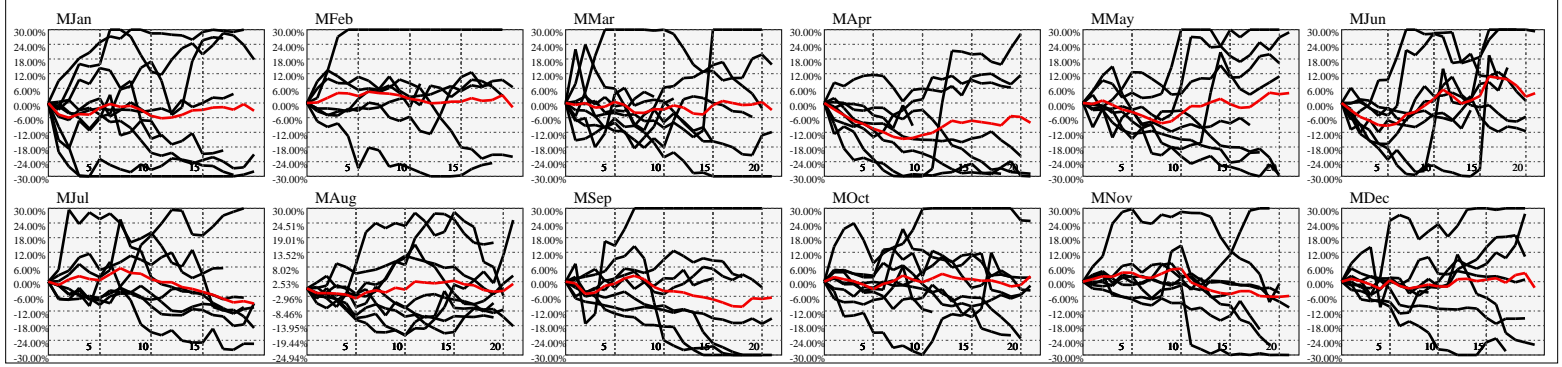
Calendrical Harmonics Standard..



Calendrical Harmonics 3rd Friday..



Calendrical Harmonics Moon Aligned..



Calendrical Harmonics Weekly w/ Day Of Week Alignments..

