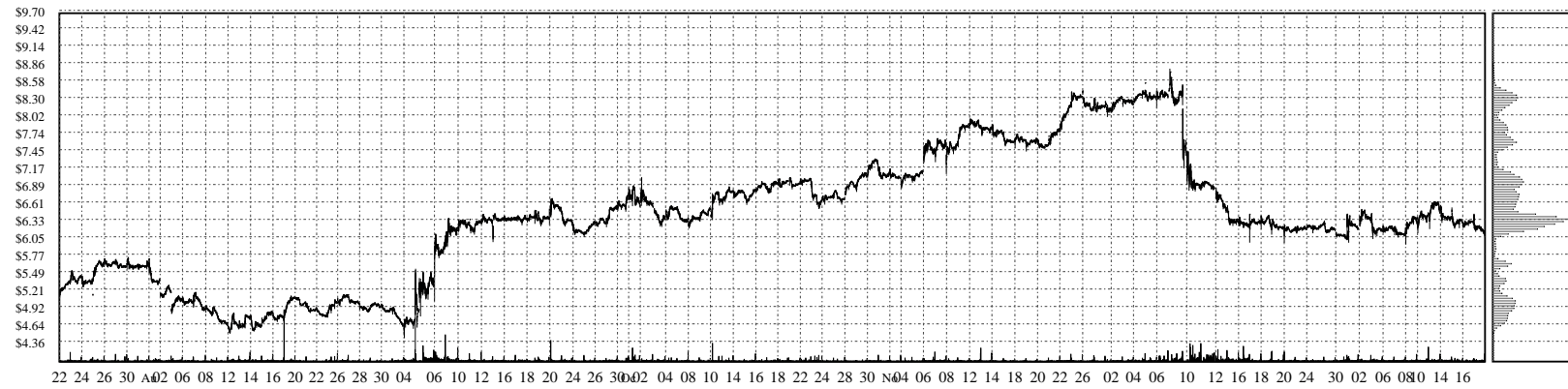
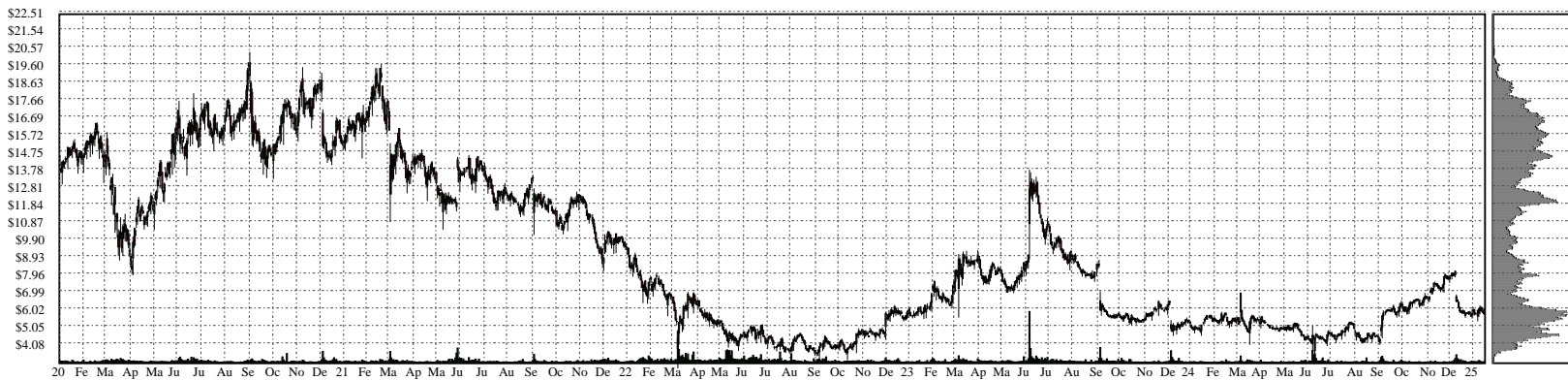
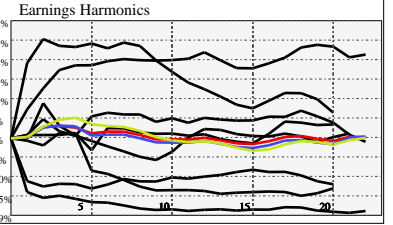


YEXT- Yext, Inc.

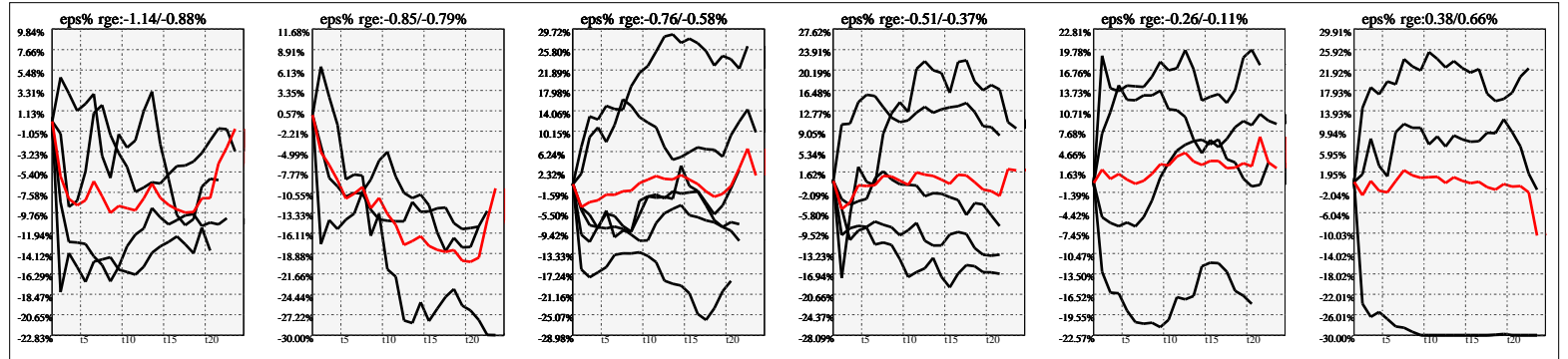


Company Snapshot: YEXT

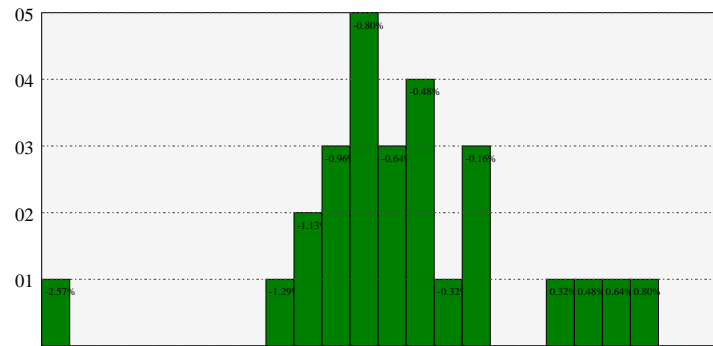
Date	Rev. \$\$	Profit R:	Gross Profit	ebitda	ebitda R:	eps	eps%	Dbt. Exp	Dbt. R:	Net Inc.	Netl R:
2023-01-31	400.9M	0.74	296.9M	-36.9M	-0.09	-0.53	-7.9%	589.0k	0.00147	-65.9M	-0.1645
2022-01-31	390.6M	0.75	292.3M	-65.4M	-0.17	-0.73	-9.6%	544.0k	0.00139	-93.3M	-0.2388
2021-01-31	354.7M	0.76	268.3M	-71.2M	-0.20	-0.79	-4.7%	614.0k	0.00173	-94.7M	-0.2670
2020-01-31	298.8M	0.74	221.8M	-100.9M	-0.34	-1.09	-7.1%	308.0k	0.00103	-121.5M	-0.4067
2019-01-31	228.3M	0.75	170.9M	-70.3M	-0.31	-0.76	-5.0%	72.00k	0.00032	-74.8M	-0.3278
2018-01-31	170.2M	0.74	126.1M	-62.1M	-0.36	-0.85	-7.3%	359.0k	0.00211	-66.6M	-0.3911
2017-01-31	124.3M	0.70	87.3M	-38.6M	-0.31	-0.5				-43.1M	-0.3473
2016-01-31	89.7M	0.65	58.7M	-23.0M	-0.26	-0.35				-26.5M	-0.2953



Earnings Quadrature: Size[6]



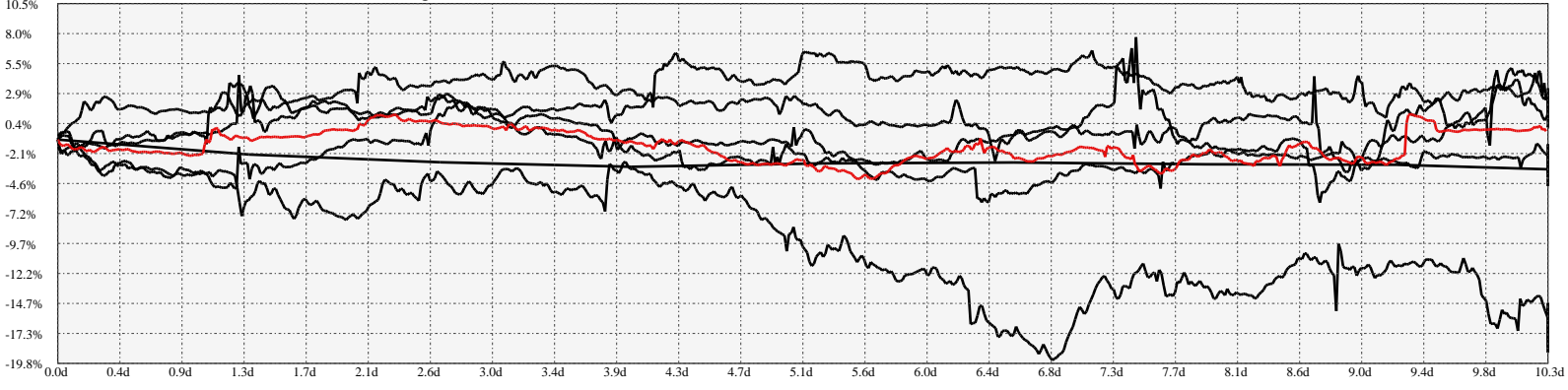
Earnings Frequency Spectrum: -2.57% to 1.12%



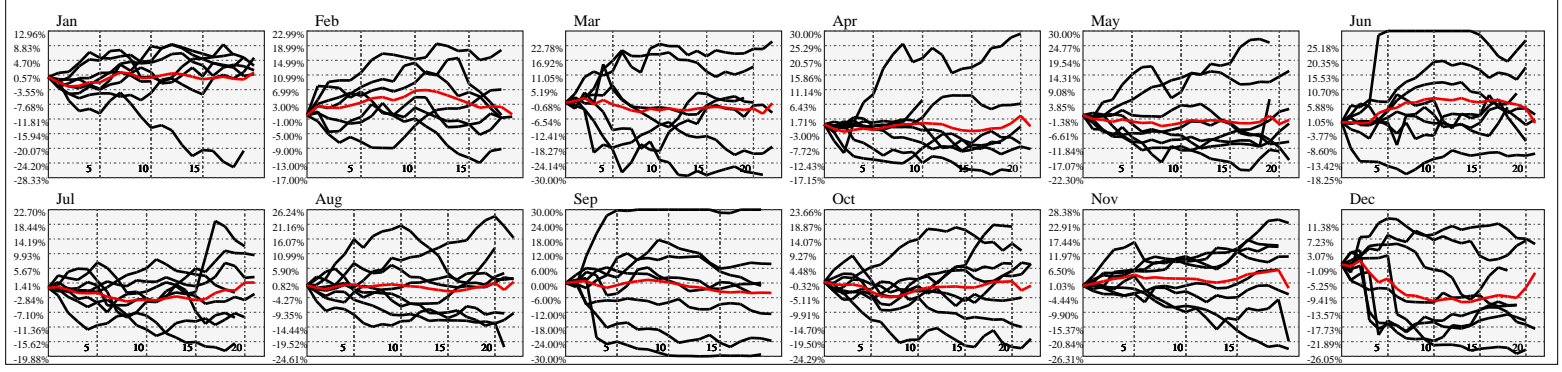
Earnings Calendar As of: 2025-Jan-17

Date	days..	eps \$	Earnings Est.

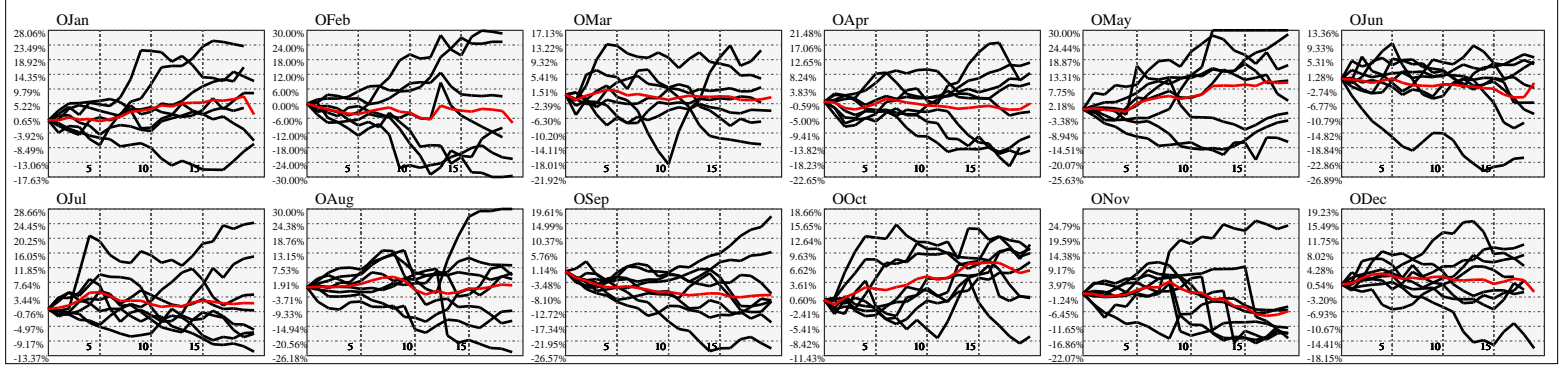
Hi-Resolution Calendrical Harmonics..Range 2020-01-17 to 2020-01-31



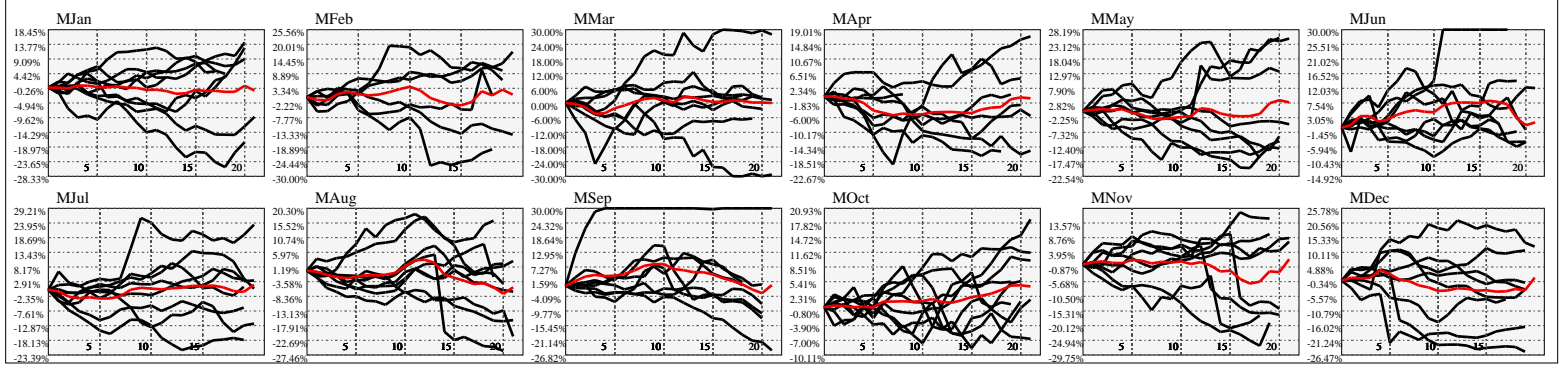
Calendrical Harmonics Standard..



Calendrical Harmonics 3rd Friday..



Calendrical Harmonics Moon Aligned..



Calendrical Harmonics Weekly w/ Day Of Week Alignments..

